



GAME-ON

2012 | RED WOLVES

ARKANSAS STATE SPORTS INFORMATION

MAIN PHONE NUMBER: 870-972-2541 • FAX: 870-972-3367
MAILING ADDRESS: P.O. Box 1000, State University, AR 72467
OVERNIGHT ADDRESS: 217 Olympic Dr., Jonesboro, AR 72401
Assistant AD/Sports Information Director: Jerry Scott
jscott@astate.edu • 870-972-3405 (office) • 870-243-6021 (cell)

2011 SUN BELT CONFERENCE CHAMPIONS • 2012 GODADDY.COM BOWL • 2005 NEW ORLEANS BOWL

ARKANSAS STATE QUICK FACTS

Location: Jonesboro, Ark. (67,263)
Enrollment: 13,900
Nickname: Red Wolves
Colors: Scarlet and Black
Stadium: Liberty Bank Stadium (30,406)
Playing Surface: GEO Surfaces Field Turf
Conference: Sun Belt
Head Coach: Gus Malzahn (Henderson State, 1990)
Record at ASU (Years): 2-2 (1st year)
Overall Record (Years): Same
Assistant Coaches:

Offensive Coordinator/Quarterbacks . . . Rhett Lashlee
Arkansas, 2006 (1st year at Arkansas State)
Defensive Coordinator/Linebackers . . . John Thompson
Central Arkansas, 1978 (1st year at Arkansas State)
RB/Special Teams Coordinator Eliah Drinkwitz
Arkansas Tech, 2004 (1st year at Arkansas State)
Offensive Line J.B. Grimes
Henderson State, 1977 (1st year at Arkansas State)
Cornerbacks David Gunn
Arkansas, 1987 (11th year at Arkansas State)
Safeties Brandon Hall (booth)
Oklahoma, 2000 (1st year at Arkansas State)
Defensive Line Kenny Ingram
Arkansas State, 1999 (1st year at Arkansas State)
Tight Ends Dean Jackson
Wichita State, 1981 (1st year at Arkansas State)
WR/Recruiting Coordinator Casey Woods (booth)
Tennessee, 2006 (1st year at Arkansas State)

2012 ARKANSAS STATE SCHEDULE/RESULTS

Sept. 1	at No. 5 Oregon (ESPN)	L, 34-57
SEPT. 8	MEMPHIS (ESPN3.com)	W, 33-28
Sept. 15	at No. 24 Nebraska (ESPN2)	L, 13-42
SEPT. 22	ALCORN STATE (ESPN3.com)	W, 56-0
SEPT. 29	WESTERN KENTUCKY* (ESPN3.com)	6 p.m.
Oct. 4	at Florida International* (ESPNU)	6:30 p.m.
OCT. 13	SOUTH ALABAMA**	6 p.m.
Oct. 23	at UL Lafayette* (ESPN2)	7 p.m.
Nov. 3	at North Texas*	4 p.m.
NOV. 8	LOUISIANA-MONROE* (ESPNU)	6 p.m.
Nov. 17	at Troy*	2:30 p.m.
DEC. 1	MIDDLE TENNESSEE*	2 p.m.

*SBC game *Homecoming All Times Central

2012 WESTERN KENTUCKY SCHEDULE/RESULTS

SEPT. 1	AUSTIN PEAY	W, 49-10
Sept. 8	at Alabama	L, 0-35
Sept. 15	at Kentucky	W, 32-31 (OT)
SEPT. 22	SOUTHERN MISS	W, 42-17
Sept. 29	at Arkansas State*	6 p.m.
Oct. 11	at Troy*	6:30 p.m.
OCT. 20	LOUISIANA-MONROE*	3 p.m.
Oct. 27	at Florida International*	TBA
NOV. 1	MIDDLE TENNESSEE*	8:15 p.m.
NOV. 10	FLORIDA ATLANTIC*	Noon
Nov. 17	at Louisiana-Lafayette*	6 p.m.
NOV. 24	NORTH TEXAS*	Noon

*Sun Belt Conference game All Times Central

RADIO EAB Sports Radio Network
Matt Stolz (play-by-play), Bill Keedy (analyst)
TELEVISION ESPN2
Rich Hollenberg (play-by-play), Stan Lewter (analyst)

2012 ASU TELEVISION SCHEDULE:

Sept. 1 at Oregon	ESPN
Sept. 8 vs. Memphis	ESPN3.com
Sept. 15 at Nebraska	ESPN2
Sept. 22 vs. Alcorn State	ESPN3.com
Sept. 29 vs. Western Kentucky	ESPN3.com
Oct. 4 at Florida International	ESPNU
Oct. 23 at Louisiana-Lafayette	ESPN2
Nov. 8 vs. Louisiana-Monroe	ESPNU



GAME 5: Arkansas State (2-2, 0-0) hosts Western Kentucky (3-1, 0-0)

September 29, 2012 • Liberty Bank Stadium

Jonesboro, Ark. • 6:00 p.m.

Radio: EAB Sports Radio Network (107.9 FM, flagship)

TV: ESPN3.com

LIVE STATS: AStateRedWolves.com, TapStats



ON TAP: The Arkansas State football team begins the defense of its 2011 Sun Belt Conference championship Saturday, hosting Western Kentucky in its league opener at 6 p.m. The contest will be televised by ESPN3.com, and every A-State game can be heard live on 107.9 FM in the Jonesboro area. The live radio broadcast can be accessed through the Arkansas State athletic Web site (AStateRedWolves.com).

BY THE NUMBERS . . .

- 0 sacks allowed by the offensive line three of ASU's first four games.
- 1 ASU's 2012 recruiting class was ranked No. 1 in the Sun Belt by Rivals, ESPN.com, Scout and 247Sports.com.
- 1 ASU's rank in the Sun Belt Conference in total offense, rushing offense and first downs.
- 1 reception needed by **Taylor Stockemer** to become the sixth player in school history to record 100 catches.
- 1.5 tackles for loss per game by **Tim Starson**, the most in the Sun Belt Conference.
- 2 A-State players (David Oku and Rod Smith) with a 100-yard rushing game this season.
- 2 ASU was picked to finish second in the preseason Sun Belt Coaches Poll with 85 points and 2 first-place votes.
- 3 touchdown receptions needed by **Taylor Stockemer** to become ASU's career leader in the stat.
- 3 field goals needed by **Brian Davis** to become ASU's fifth all-time leader in the stat.
- 4 ASU players named Preseason All-SBC, including **Ryan Aplin**, **Josh Jarboe**, **Zack McKnight** and **Don Jones**.
- 4 of the last seven seasons have seen Arkansas State achieve bowl eligibility with at least six victories.
- 6 or more receptions by J.D. McKissic in ASU's last three games.
- 6 points needed by **Brian Davis** to take become ASU's fifth all-time leader in points by kicking.
- 7 consecutive winning seasons at Liberty Bank Stadium, including a 6-0 mark in 2011.
- 8 game home winning streak by the Red Wolves.
- 8 A-State games scheduled to be televised by ESPN, ESPN2, ESPNU or ESPN3.com in 2012.
- 8 game conference winning streak currently held by ASU, which is tied for the longest in the nation with NIU.
- 9 of the last 10 years the football team has won the Sun Belt Conference Team Academic Award.
- 9.2 tackles per game by **Nathan Herrold**, the third highest average in the Sun Belt Conference.
- 10 A-State's national rank in rushing offense (267.0)
- 13 receptions by **Josh Jarboe** against Oregon, tying the most in ASU history.
- 15 ASU's national rank in sacks allowed (0.8 pg).
- 15 ASU's national rank in total offense (517.3 yards per game).
- 16 ASU's national rank in pass defense (168.5 ypg).
- 17 statistical categories in which A-State ranks among the top half of the league.
- 19 combined single game, season and career school records held by **Ryan Aplin**.
- 22 seniors on the 2012 roster, including 12 redshirt seniors.
- 25 **Brian Davis'** national rank in field goals made (1.5 per game).
- 28 **J.D. McKissic's** national rank in receptions per game (6.5 avg.).
- 30 or more first downs recorded by A-State in two of its first four games.
- 32 **Ryan Aplin's** national rank in total offense (278.3 yards per game).
- 33 consecutive games with a reception by **Taylor Stockemer**, the second most in the nation.
- 34 yards needed by **Taylor Stockemer** to take over fifth place at ASU for career receiving yards.
- 98 plays ran by the A-State offense against Memphis -- the most by an ASU team since 1975.
- 300 yards or more of total offense recorded by ASU in 27 of its last 29 games.
- 388 yards needed by **Ryan Aplin** to become the Sun Belt Conference's all-time leader in total offense.
- 500+ yards of total offense recorded by A-State in three of its first four games.

ARKANSAS STATE GAME WEEK MEDIA SCHEDULE

Mon., Sept. 24 Sun Belt weekly teleconference begins at 10:30 a.m. (Coach Malzahn at 10:44 a.m.). 11:30 a.m. press conference with head coach Gus Malzahn (ASU Football Facility, 3rd floor).

Tues., Sept. 25 4:50-6:50 p.m. closed practice. Coaches & players available after practice. "Live at the Brickhouse with Gus Malzahn" radio show 7-8 p.m. (KFIN, 107.9 FM). Sun Belt Conference television highlight/interview package available.

Wed., Sept. 26 4:50-6:50 p.m. closed practice. Coaches & players available after practice.

Thur., Sept. 27 4:50-6:50 p.m. closed practice. No player availability. Coaches available on prearranged basis.

Fri., Sept. 28 Closed practice. No player or coach availability.

Sat., Sept. 29 Game Day. Coaches and players available after the game.

Sun., Sept. 30 Closed practice 7:50-8:50 p.m. Coaches & players available after practice. "The Gus Malzahn Show" (4:30 p.m. KATV-7 Little Rock, 10:30 p.m. KAIT-8 Jonesboro)

2012 SUN BELT STANDINGS

Team	Conference			Overall		
	W	L	Pct.	W	L	Pct.
UL Lafayette	1	0	1.000	2	1	.667
Middle Tennessee	1	0	1.000	2	1	.667
Troy	1	1	.500	2	2	.500
WKU	0	0	.000	3	1	.750
Arkansas State	0	0	.000	2	2	.500
Louisiana-Monroe	0	0	.000	1	2	.333
Florida International	0	0	.000	1	3	.250
South Alabama	0	0	.000	1	3	.250
North Texas	0	1	.000	1	3	.250
Florida Atlantic	0	1	.000	1	3	.250

2012 PRESEASON ALL-SBC TEAM

OFFENSE

Ryan Aplin (Arkansas State, Sr., QB)
Lance Dunbar (North Texas, Sr., RB)
Kedrick Rhodes (Florida International, Jr., RB)
Alonzo Harris (Louisiana-Lafayette, So., RB)
Josh Jarboe (Arkansas State, Sr., WR)
Jayone Lawson (Louisiana-Lafayette, Sr., WR)
Eric Thomas (Troy, Jr., WR)
Jack Doyle (WKU, Sr., TE)
Zack McKnight (Arkansas State, Sr., OL)
Rupert Bryan (Florida International, Sr., OL)
Caylin Hauptmann (Florida International, Sr., OL)
Leonardo Bates (Louisiana-Lafayette, Sr., OL)
Cyril Lemon (North Texas, So., OL)

DEFENSE

Isame Faciane (Florida International, Jr., DL)
Tourek Williams (Florida International, Sr., DL)
Tony Davis (Troy, Sr., DL)
Quanterus Smith (Western Kentucky, Sr., DL)
Winston Fraser (Florida International, Sr., LB)
Kanorris Davis (Troy, Sr., LB)
Andrew Jackson (Western Kentucky, Jr., LB)
Don Jones (Arkansas State, Sr., DB)
Jonathan Cyprien (Florida International, Sr., DB)
Melvin White (Louisiana-Lafayette, Sr., DB)
Brynden Trawick (Troy, Sr., DB)

SPECIAL TEAMS

Brett Baer (Louisiana-Lafayette, Sr., PK)
Will Atterberry (North Texas, Sr., P)
John Evans (Western Kentucky, So., RS)

PRESEASON OFFENSIVE PLAYER OF THE YEAR

Ryan Aplin (Arkansas State, Sr., QB)

PRESEASON DEFENSIVE PLAYER OF THE YEAR

Tourek Williams (Florida International, Sr., DL)

2012 PRESEASON SBC COACHES POLL

SCHOOL - POINTS (1st place votes)

1. Florida International - 92 (5)
2. **Arkansas State - 85 (2)**
3. Louisiana-Lafayette - 81 (2)
4. Western Kentucky - 70 (1)
5. Troy - 60
6. Louisiana-Monroe - 47
7. Middle Tennessee - 42
8. North Texas - 36
9. Florida Atlantic - 23
10. South Alabama - 14

THE PRINCIPALS: Following a 56-0 victory over Alcorn State, the Red Wolves are off to a 2-2 start for the second consecutive year. A-State will carry an eight-game conference winning streak, tied for the longest in the nation with Northern Illinois, into Saturday's game. Western Kentucky brings a 3-1 record and two-game winning streak into the game, picking up victories over Kentucky and Southern Miss its last two times out. ASU defeated WKU 26-22 in both team's 2011 league opener, but the Hilltoppers won their final seven Sun Belt games to give them the nation's third longest conference winning streak.

HEAD COACH GUS MALZAHN: *Gus Malzahn* was named the Red Wolves' 28th head football coach at Dec. 14 press conference, bringing him back to his home state after most recently enjoying highly successful stints as a top assistant coach at three NCAA FBS universities that garnered him national acclaim. A name highly recognized throughout Arkansas and the nation, Malzahn comes to Arkansas State after serving as the offensive coordinator and quarterbacks coach at Auburn for the past three seasons. A native of Fort Smith, Malzahn was named the winner of the 2010 Frank Broyles Award, given annually to the nation's top collegiate assistant coach.

COACHING RECOGNITION: First-year Arkansas State Head Football Coach *Gus Malzahn* was recognized as one of the top hires in the nation this offseason, named as the No. 4 best hire and No. 2 most intriguing hire in the nation by CBSSports.com. He was also one of two head coaches in the nation to receive a grade of A+ among new hires for the 2012 season by the *Sporting News*. Bleacher Report's "Over/Under Victories" for every new head coach places A-State at nine victories, one of the tops listed in the report.

HALL OF HONOR: A-State head coach *Gus Malzahn* will be one of seven inductees into Henderson State University's Reddie Hall of Honor on Oct. 6. The event will take place at the Garrison Center Day Gym on the Henderson campus with festivities beginning at 11 a.m. Saturday. A two-year letterman, Malzahn averaged 35.3 yards per punt his first year at Henderson and 37.7 yards his senior year, including a long of 64 yards. He also caught 24 passes for 288 yards for an average of 12.0 yards per catch. He earned All-AIC Honorable Mention honors in 1989.

ASU ANNOUNCES FOOTBALL FACILITY PROJECT:

Arkansas State University announced a \$22 million football facility project, including a two-level football operations building and 76,000 square-foot indoor practice facility in ASU Stadium's north end zone, at an 11 a.m. press conference held Sept. 6 at the current ASU Football Facility. . . The new football operations building's first floor will house A-State's locker room, state-of-the-art strength

HEAD-to-HEAD



Arkansas State	Western Kentucky
2-2, 0-0	Record.....3-1, 0-0
34.0	Points Avg.....30.8
517.2	Total Off. Avg.....425.8
267.0	Rushing Avg.....205.5
250.2	Passing Avg.....220.2
40%	3rd-Down Pct.53%
44%	4th-Down Pct.25%
28:31	TOP/Game34:18
388.8	Total Defense279.8
220.2	Rush Defense112.5
168.5	Pass Defense167.2
6-55	Sacks by-Yards10-92
+0	Turnover Margin-2
21.6	Kick Return Avg.21.6
2.5	Punt Return Avg.14.0
36.8	Avg. Per Punt41.8
48.2	Penalty Yards Avg.....74.8

and conditioning and sports medicine centers, a players lounge and equipment room. The second floor will feature coaching and administrative offices, team meeting rooms, a history and heritage showroom and a team film room with theatre seating. The indoor practice facility will run east and west and be connected to the north side of the operations building. . . The facility will have a brick exterior and feature an outdoor plaza facing the field on the building's second level. The interior will have a strong Red Wolves' theme with black and red dominating the esthetic appearance.

IT'S ALL IN THE NAME: In recognition of a \$5 million contribution by Liberty Bank, the ASU Board of Trustees announced last Sept. 8 that Liberty Bank Stadium is the new name of the football stadium at Arkansas State University. The naming rights to the stadium are for the next 15 years, as announced at the newly-named facility just prior to kickoff of the Red Wolves' home football game against the Memphis Tigers.

A-STATE NAMES NEW AD: Arkansas State University

Chancellor Dr. Tim Hudson announced Sept. 19 that Terry Mohajir, a 20-year veteran leader in collegiate athletics with a diverse background as an administrator, coach, student-athlete and city government participant, has been named A-State's 11th Director of Athletics. An Arkansas State University alumnus, Mohajir's (pronounced MO-HAJUR) career path went through three other NCAA Division I institutions, including the University of



ARKANSAS STATE TEAM RECORD

Overall	418-456-37
Liberty Bank Stadium	117-70-1
Since Div. I-A (1992)	77-148-1

TEAM STREAKS

Wins	1
Liberty Bank Stadium Wins	8
Away Wins	0
Sun Belt Wins	8
Losses	0
Home Losses	0
Away Losses	2
Non-conference Losses	0
Wins When:	
allowing 10 points or less	30
allowing 17 points or less	7
scoring 20 points or more	2
scoring 30 points or more	2
rushing for 200+ yards	2
passing for 300+ yards	1
400+ yards of total offense	2
leading at the half	11
tied at the half	1
trailing at the half	1
scoring first	1

2012 ASU RECORD WHEN:

at home	2-0
on the road	0-2
leading at the half	1-0
tied at the half	0-0
trailing at the half	1-2
leading after 3 quarters	1-0
tied after 3 quarters	0-0
trailing after 3 quarters	1-2
overtime	0-0
Scores	
17+ points	2-1
the opponents scores	
17+ points	1-2
more offensive yards	2-0
fewer offensive yards	0-2
more penalty yards	2-1
same penalty yards	0-0
fewer penalty yards	0-1
gains 300+ offensive yards	2-1
allows 300- offensive yards	2-0
rushes for 150+ yards	2-1
rushes for 200+ yards	2-1
passes for 200+ yards	2-1
Wins turnovers	1-1
Ties turnovers	0-0
Loses turnovers	1-1
More total yardage	2-1
Less total yardage	0-1
Wins time of possession	1-0
Ties time of possession	0-0
Loses time of possession	1-2

Missouri-Kansas City, Florida Atlantic and Kansas, before leading him back to his alma mater. The Overland Park, Kansas native has been involved with major fundraising campaigns at multiple universities, while also overseeing corporate sales, marketing promotions and ticket sales. He most recently served the last 13 months as Kansas' Senior Associate Director of Athletics and Chief Marketing Officer. Prior to his time with the Jayhawks, he spent a seven-year stint as Florida Atlantic's Senior Associate Director of Athletics for External Relations from 2004-11 after working at UMKC from 1997-2004 as its Assistant Director of Athletics for External Relations.

98th SEASON UNDER WAY: Arkansas State kicked off its 98th season of football Sept. 1 at Oregon. ASU now holds a 418-456-37 record since the inaugural 1911 season and has played in eight bowl games. A-State did not field a football team from 1942-44 due to World War II. ASU also didn't have a team in 1918 as World War I was ending.

COACH TO CURE MD: The Arkansas State and Western Kentucky coaching staffs will be wearing Coach to Cure MD patches this week to raise awareness and funding for Duchenne Muscular Dystrophy research. Fans are encouraged to donate online at www.CoachtoCureMD.org or donate \$5 by texting CURE to 90999.

THE ASU-WKU SERIES: Arkansas State is 3-2-1 all-time versus Western Kentucky and 1-1 when facing the Hilltoppers in Jonesboro. Five of the six previous contests between the two teams have been decided by four points or less, including all three meetings as Sun Belt foes. The Red Wolves pulled out a 26-22 comeback victory over WKU in Bowling Green last season, one year after falling to the Hilltoppers 36-35 in overtime in Jonesboro. ASU also claimed a 24-20 comeback victory over WKU in 2010, the first meeting between the two teams in 57 years. ASU and WKU first met during the 1947 season when they played to a 14-14 tie. The very next year, A-State picked up a 13-12 victory. WKU evened the series with a 34-19 victory in the 1952 Refrigerator Bowl played in Evansville, Ind. During the Refrigerator Bowl, the Hilltoppers overcame and opening 73-yard drive on ASU's first possession to improve their record to 9-1. They scored 34 unanswered points before a pair of fourth quarter ASU touchdowns set the final score. ASU had to play without All-America running back Richie Voit, sidelined with a broken ankle, during the game.

ASU-WKU ALL-TIME SERIES: ASU leads 3-2-1**WKU at ASU: tied 1-1****ASU at WKU: ASU leads 2-0-1****Neutral: WKU leads 1-0**

Oct. 4, 1947: A-State at WKU	14-14
Oct. 2, 1948: WKU at A-State	ASU, 13-12
Dec. 7, 1952: A-State vs. WKU*	WKU, 34-19
Dec. 3, 2009: A-State at WKU	ASU, 24-20
Nov. 13, 2010: WKU at A-State	WKU, 36-35 (OT)
Oct. 1, 2011: A-State at WKU	ASU, 26-22

A-STATE vs. THE SUN BELT: A-State is 71-63-1 all-time against current members of the Sun Belt Conference. Since the league's inaugural football season in 2001, the Red Wolves hold a 42-36 on-field record against all opponents that have been a member of the league. Against current members of the conference, ASU is 37-32 since 2001. The Red Wolves hold their most all-time victories against Louisiana-Monroe with 19. With the exception of first-year member South Alabama, the Red Wolves have defeated every team in the SBC since the football league was formed.

AN A-STATE VICTORY WOULD . . . : Give the Red Wolves a 3-2 record through five games played for the second consecutive season . . . Extend its home winning streak to nine games . . . Improve its record against current SBC opponents to 72-63-1 . . . Move its record at Liberty Bank Stadium to 34-7 since the 2005 season . . . Extend its conference winning streak to nine games . . . Mark the second consecutive year it has won its league opener and run its all-time record in SBC openers to 8-4.

UNBUCKLE THE BELT: ASU is 7-4 all-time in Sun Belt Conference openers. The Red Wolves snapped a two-

game skid in league openers with a 26-22 win over Western Kentucky to start their league slate in 2011.

DEFEND THIS HOUSE: Arkansas State has won its last eight home games, which gives the Red Wolves their longest winning streak at Liberty Bank Stadium since 2004-2006 when they won 11 in a row. ASU's home winning streak is currently tied for the sixth longest in the nation.

HOME SWEET HOME: With a 6-0 home record last season, Arkansas State secured its seventh consecutive winning record at Liberty Bank Stadium dating back to 2005. ASU is now 33-7 at ASU Stadium since the 2005 season. The Red Wolves actual on-field record all-time at Liberty Bank Stadium is 125-70-1 since it opened in 1974. ASU's six home wins last season were its most since 1985.

SUN BELT CHAMPIONS: Arkansas State claimed its first ever outright Sun Belt Conference championship in 2011. Including last season, ASU has won eight conference championships all-time. ASU won the Southland Conference seven times (1986, 1985, 1978, 1975, 1970, 1969, 1968). ASU also won the 2005 Sun Belt Conference title, but it was later vacated due to NCAA sanctions.

WHAT GIVES?: Saturday's game matches up the top two statistical teams in the Sun Belt Conference in total offense and total defense. The Red Wolves are averaging a league-high 517.2 yards of total offense, which is also the 15th highest average in the nation. At the same time, Western Kentucky's defense is giving up a league-best 279.8 yards per game, which ranks 13th in the nation. Additionally, ASU's rushing attack is averaging 267 yards per game while the WKU run defense is allowing just 112.5 yards per contest.

SENIOR CLASS AWARD: Ryan Aplin was named last week as one of just 30 candidates from across the nation for the 2012 Senior CLASS Award, annually recognizing an NCAA FBS senior with notable achievements in areas of community, classroom, character and competition. An acronym for Celebrating Loyalty and Achievement for Staying in School, the prestigious Senior CLASS Award focuses on the total student-athlete and encourages students to use their platform in athletics to make a positive impact as leaders in their communities.

CFPA RECOGNIZES APLIN: The College Football Performance Awards recognized senior Ryan Aplin as an Honorable Mention National Quarterback of the Week following A-State's victory over Alcorn State. Aplin broke a pair of school records and took over second place for career total offense yards in the game. Aplin only played in the first half, leading ASU to 42-0 lead at the break with 198 yards passing, another 24 rushing and three touchdown passes. Aplin completed 12-of-13 pass attempts for a school-record .923 completion percentage. His three touchdown tosses gave him 50 for his career, making him ASU's all-time leader in the stat and one of just four players in Sun Belt history to record at least 50 touchdown passes. Aplin ended the game with 222 yards of total offense, pushing his career total to 9,847 and leaving him just 387 yards shy of the league's all-time record.

300-PLUS: Dating back to the 2010 season, Arkansas State has posted at least 300 yards of total offense 27 of its last 29 games. ASU's 12-game streak with over 300 yards total offense came to an end just two games shy of the school record against Nebraska earlier this season.

THAT'S OFFENSIVE: A-State's 634 yards of total offense against Alcorn State was the seven most in school history and marked the second time this year the Red Wolves have recorded over 600 yards. They also piled up 619 yards against Memphis, which were the most against an FBS opponent since recording a school-record 681 against Louisiana-Lafayette in 2007. ASU has now posted at least 500 yards total offense in three of its first four games and at least 30 first downs in two.

LIGHTING UP THE SCOREBOARD: With 34 (vs.

2012 ARKANSAS STATE FOOTBALL NOTES: VS. WESTERN KENTUCKY

Oregon), 33 (vs. Memphis) and 56 (vs. Alcorn State) points scored in three of its first four games this season. A-State has now posted at least 30 points in 11 of its last 15 regular-season games dating back to last season. The Red Wolves scored 30 or more points in eight games during the 2011 season, the most since 1951 when it hit the total 10 times.

GETTING DEFENSIVE: With its 56-0 win over Alcorn State, ASU recorded its first shutout since defeating

Mississippi Valley State 61-0 in its 2009 season opener. ASU limited Alcorn State to just 2.2 yards per play, which tied the fifth lowest average for a game in Sun Belt Conference history. ASU's defense allowed just 130 yards, which is the fewest since giving up 69 to Mississippi Valley State in 2009 as well. The Red Wolves also held Memphis under 300 yards total offense, limiting the Tigers to 293 yards for the fewest by an ASU opponent since FAU recorded 281 last season.

HERALDED PERFORMANCE: Senior linebacker **Nathan Herrold** recorded 11 tackles against both Oregon and Nebraska, giving him two games this year and five for his career with double-figure stops. He now has a team-high 37 tackles, placing him tied for third in the Sun Belt Conference and tied for 41st in the nation in tackles.

AT LEAST SIX: Redshirt freshman receiver **J.D. McKissic** recorded at least six receptions in ASU's last three games, including a career-high eight against both Memphis and Nebraska. He now has a team-high 26 catches to place him tied for 28th in the nation in receptions. McKissic also has a team-best 249 receiving yards.

MORE OFTEN THAN NOT: Senior quarterback **Ryan Aplin**'s 12-game streak with at least one touchdown pass came to an end against Nebraska, but he bounced back to throw a career-tying three against Alcorn State. He has now tossed at least one touchdown in 29 of his last 32 games dating back to his freshman season. Aplin has also thrown for at least 200 yards 24 times in his career and all 24 have come over ASU's last 31 games. Additionally, he has 15 career games with over 300 yards total offense, including five of the last seven.

ACTIVE APLIN: Senior quarterback **Ryan Aplin** is ranked among the top active players in the NCAA in several career statistics, including:

- 4th, career total offense yards (9,847)
- 6th, career passing yards (8,377)
- 6th, career completions (714)
- 6th, career TD responsible for (77)
- 9th, career touchdown passes (50)
- 15th, career rushing touchdowns (26)

TWO MORE SCHOOL RECORDS: Senior quarterback **Ryan Aplin** set four new school records this year, giving him 19 combined game, season and career records at ASU . . . His *single-game* records include most plays, total offense, most average yards per game, passes attempted, completion percentage and completions . . . His *single-season* records include most plays, total offense, passes attempted, completions, touchdown passes, highest completion percentage and most passing yards per game . . . His *career* records include total offense, most average yards per game, completions, highest completion

A-STATE INDIVIDUAL CAREER RECORDS

TOTAL OFFENSE

	Yards	Years
1. Ryan Aplin	9,847	2009-cur.
2. Corey Leonard	8,887	2006-09

TOTAL OFFENSE PLAYS

	Plays	Years
1. Corey Leonard	1,604	2006-09
2. Ryan Aplin	1,528	2009-cur.

TOTAL OFFENSE AVERAGE PER GAME

	Avg.	Years
1. Ryan Aplin	259.1	2009-cur.
2. Corey Leonard	201.9	2006-09

TOTAL OFFENSE AVERAGE PER PLAY

	Avg.	Years
1. Johnny Covington	7.5	1992-95
2. Leroy Harris	7.0	1975-76
3. Dennis Forrest	6.7	1986-89
4. Ryan Aplin	6.4	2009-cur.
T5. Dennis Bolden	5.7	1975-76
Nick Noce	5.7	2003-05

RUSHING TOUCHDOWNS

	No.	Years
1. Richie Voit	57	1950-53
T2. Reggie Arnold	33	2006-09
Dwane Brown	33	1984-87
T4. Ryan Aplin	26	2009-cur.
Calvin Harrell	26	1968-71

PASS ATTEMPTS

	No.	Years
1. Cleo Lemon	1,128	1997-2000
2. Ryan Aplin	1,135	2009-cur.

PASS COMPLETIONS

	No.	Years
1. Ryan Aplin	714	2009-cur.
2. Corey Leonard	571	2006-09

PASSING YARDS

	Yards	Years
1. Ryan Aplin	8,377	2009-cur.
2. Cleo Lemon	7,706	1997-2000

TOUCHDOWN PASSES

	No.	Years
1. Ryan Aplin	50	2009-cur.
2. Cleo Lemon	48	1997-2000

HIGHEST COMPLETION PERCENTAGE

	Pct.	Years
1. Ryan Aplin	.629	2009-cur.
2. Jeremie Watkins	.539	1996-97

PASSING YARDS PER GAME

	Avg.	Years
1. Ryan Aplin	220.4	2009-cur.
2. Cleo Lemon	188.0	1997-2000

TOUCHDOWN RECEPTIONS

	No.	Years
1. John Koldus	15	1950-52
T2. Taylor Stockemer	13	2009-cur.
T10.4 tied	8	

RECEPTIONS

	No.	Years
1. Dwayne Frampton	163	2010-11
6. Reginald Murphy	121	1993-96
7. Taylor Stockemer	99	2009-cur.

RECEIVING YARDS

	Yds.	Years
1. Lennie Johnson	2,730	1995-98
5. Brandon Thompkins	1,701	2006-09
6. Taylor Stockemer	1,668	2009-cur.

MOST TOUCHDOWNS SCORED

	No.	Years
1. Richie Voit	57	1950-53
6. Corey Walker	28	1993-96
7. Ryan Aplin	27	2009-cur.

MOST BLOCKED KICKS

	No.	Years
1. Jimmy Lisko	8	1972-75
T2. Tim Starson	4	2009-cur.

MOST POINTS BY KICKING

	Points	Years
1. Josh Arauco	288	2006-09
5. Scott Roper	170	1986-87
T6. Joe Duren	165	1971-74
Brian Davis	165	2010-cur.

ASU IN 2012 SUN BELT RANKINGS

Stat	ASU	Rank	Leader
Rushing Offense	267.0 ypg	1	ASU
First Downs	27.0 pg	1	ASU
Total Offense	517.2 ypg	1	ASU
PAT Kicking	1.000 pct.	T1	7 tied
Pass Defense	168.5 ypg	2	WKU (167.2)
Scoring Offense	34.0 ppg	2	ULM (34.7)
Field Goals	.750 pct.	3	MT (1.000)
Pass Offense	250.2 ypg	3	Troy (335.5)
Pass Efficiency	136.9	3	WKU (167.2)
Sacks Against	0.8 pg	T3	MT (0.0)
Sacks by	1.5 spg	4	USA (2.8)
Penalties	48.2 ypg	4	FAU (30.2)
Red Zone Def.	70.6 pct.	4	WKU/NT (66.7)
Kickoff Returns	21.6 ypr	4	MT (34.7)
Total Defense	388.8 ypg	4	WKU (279.8)
3rd Down Conv.	40.0 pct.	5	WKU (52.9)
Turnover Margin	+0.0 pg	T5	ULL (+6.0)
Red Zone Off.	76.2 pct.	6	ULL (1.000)
Kickoff Coverage	40.8 net/avg.	6	ULL (44.1)
Opp. First Downs	21.0 pg	6	USA (16.5)
Pass Def. Effic.	142.3	6	USA (120.3)
Opp. Penalties	41.0 ypg	7	FIU (71.5)
4th Down Conv.	44.4 pct.	7	MT (100.0)
Scoring Defense	31.8 ppg	7	WKU (23.2)
Interceptions	2 total	T7	NT (6)
Punt Return Avg.	2.5 ypr	8	WKU (14.0)
Time of Poss.	28:30	9	ULM (35:19)
Opp. 3rd Down	44.3 pct.	9	USA (28.1)
Punting	32.4 net/p	9	ULL (41.0)
Opp. 4th Down	85.7 pct.	9	NT (0.0)
Rushing Defense	220.2 ypg	9	WKU (112.5)

ASU'S 2012 INDIVIDUAL SBC RANKINGS

Stat	ASU Player	Avg.	Rank
TFL	Tim Starson	1.5 pg	1
PAT Kicking	Brian Davis	1.000	T1
Field Goal Pct.	Brian Davis	.750	2
Rushing	David Oku	82.0 ypg	2
Fum. Forced	Nathan Herrold	0.5 pg	T2
Fum. Forced	Eddie Porter	0.5 pg	T2
Field Goals	Brian Davis	1.5 pg	3
Pass Effic.	Ryan Aplin	139.6	3
Scoring (kick)	Brian Davis	8.5 ppg	3
Total Offense	Ryan Aplin	278.2 ypg	3
Passing	Ryan Aplin	240.2 ypg	3
Punting	Neely Sullivent	41.8 ypp	3
Tackles	Nathan Herrold	9.2 tpg	T3
Receptions	J.D. McKissic	6.5 rpg	T4
Scoring	Brian Davis	8.5 ppg	5
All Purpose	David Oku	111.0 ypg	5
Receiving Yds	J.D. McKissic	62.2 ypg	8
Sacks	Shervarius Jackson	1.5 total	8
Scoring (TD)	David Oku	4.5 ppg	T8
Receptions	Josh Jarboe	5.2 rpg	9
TFL	Shervarius Jackson	0.75 pg	10
KR Average	David Oku	17.8 ypr	10
Tackles	Qushaun Lee	7.8 tpg	T13
Tackles	Ryan Carrethers	5.8 tpg	T31
Tackles	Sterling Young	5.2 tpg	T38
Tackles	Tim Starson	5.2 tpg	T38
Tackles	Chaz Scales	4.8 tpg	T44

SUN BELT CAREER RECORDS

TOTAL OFFENSE

	Yards	Years
1. Steven Jyles (ULM)	10,234	2002-05
2. Ryan Aplin	9,847	2009-cur.

TOTAL OFFENSE PER GAME

	Avg.	Years
1. Levi Brown (Troy)	274.3 ypg	2008-09
2. Ryan Aplin	259.1 ypg	2009-cur.

COMPLETION PERCENTAGE

	Pct.	Years
1. Clint Marks (MT)	66.0	2003-06
2. Ryan Aplin	62.9	2009-cur.

PASS COMPLETIONS

	No.	Years
1. Steven Jyles (ULM)	795	2002-05
2. Rusty Smith (FAU)	768	2005-09
3. Ryan Aplin	714	2009-cur.

PASSING YARDS

	Yards	Years
1. Rusty Smith (FAU)	10,112	2005-09
2. Steven Jyles (ULM)	8,987	2002-05
3. Ryan Aplin	8,377	2009-cur.

percentage, touchdown passes and most passing yards per game.

REACHING THE CENTURY MARK: Sophomore running back **Rod Smith** broke 100 yards rushing for the first time of his career last game, finishing the Alcorn State contest with a career-high 104 yards. He is the second ASU player to rush for 100 yards in a game this season, joining **David Oku** (111 yards vs. Memphis). A-State had a running back record over 100 yards in a rushing in a game only once all of last season.

PLAYING IN THE BACKFIELD: Senior defensive end Tim Starson recorded a career-high three tackles for loss last game against Alcorn State, and now has a Sun Belt Conference best six tackles for loss. He has recorded at least a partial tackle for loss in ASU's last three games. He had three career tackles for loss entering his senior season this year.

CAREER HIGH TACKLES: **Chris Humes** (7 tackles), **Kyle Coleman** (7 tackles) and **Dexter Blackmon** (4 tackles) all set new career highs for tackles. **Tim Starson** (6 tackles) and **LaAngelo Albright** (4 tackles) matched their career highs.

FCS WINNING STREAK EXTENDED: Arkansas State is coming off a 56-0 win over Alcorn State, which extended its winning streak against FCS opponents to eight games. The Red Wolves have won those eight games by a combined 426-60 score. ASU improved to 19-4 against FCS opponents since moving to the FBS in 1992.

SULLIVENT HONORED: Senior punter **Neely Sullivent** was announced as a College Football Performance Awards national honorable mention punter of the week following the Nebraska game. Sullivent averaged 48 yards per punt against the Huskers, almost a full 10 yards more than his season average of 38.4 entering the game. He recorded his second punt of the season to travel over 50 yards and also posted his first punt inside the 20. Sullivent raised his season average to 41.8 yards per punt to rank him third in the Sun Belt Conference.

PRESEASON ALL-CONFERENCE: Senior quarterback **Ryan Aplin** was named Sun Belt Conference Preseason Offensive Player of the Year and one of four A-State players named to the all-conference team at the league's Media Day in New Orleans. Aplin, senior wideout **Josh Jarboe**, senior offensive lineman **Zack McKnight** and senior defensive back **Don Jones** were all named to the Preseason All-SBC Team.

RED WOLVES TABBED SECOND IN PRESEASON SBC POLL: The Red Wolves were picked second in the preseason coaches poll announced as part of the league's annual Media Day. Arkansas State received 85 points and two first place votes, just behind Florida International, which received five first place votes and 92 points to earn the nod as the preseason favorite in the league race. The Red Wolves won the Sun Belt Conference Championship a year ago after posting a perfect 8-0 record in league play during the 2011 season. Louisiana-Lafayette, Western Kentucky and Troy rounded out the top five in the poll, and FIU defensive lineman Tourek Williams was named the Preseason Defensive Player of the Year.

HIGHLY TOUTED RECRUITING CLASS: With a *Parade* All-American, Under Armour All-American, NJCAA All-American, 23 players that earned either junior college all-conference or high school all-state recognition and 18 players rated at least three stars by one or more of the major recruiting sources, the 2012 ASU signing class could be considered one of the best in the history of the ASU football program. Arkansas State had the top-rated class in the Sun Belt Conference by *Rivals.com*, *Scout.com*, *ESPN.com* and *247Sports.com*.

RETURNING ALL-CONFERENCE PLAYERS: A-State returns five 2011 All-Sun Belt Conference players this season, including the league's Player of the Year in senior quarterback **Ryan Aplin**. Aplin was a first-team selection

and was joined by second-team choices **Josh Jarboe** (Sr., WR) and **Nathan Herrold** (Sr., LB). Returning as honorable mention choices are senior wideout **Taylor Stockemer** and senior punter **Neely Sullivent**.

GODADDY.COM BOWL: Arkansas State accepted an official invitation to the GoDaddy.com Bowl last season following its victory over Middle Tennessee on Nov. 19, placing the Red Wolves in a bowl game for the first time since 2005 when they played Southern Miss in the New Orleans Bowl in Lafayette, La. ASU was bowl eligible for the first time since 2008, but for the fourth time over the last seven seasons. ASU reached bowl eligibility after just eight games, making last year the earliest ASU had ever been bowl eligible as an FBS member (since 1992).

SUN BELT CHAMPIONS: Arkansas State claimed its first ever outright Sun Belt Conference championship last season. Including 2011, Arkansas State has won eight conference championships all-time. ASU won the Southland Conference seven times (1986, 1985, 1978, 1975, 1970, 1969, 1968). ASU also won the 2005 Sun Belt Conference championship, but it was later vacated due to NCAA sanctions.

IN THE POLLS: Arkansas State received as many as 18 votes in the AP Top 25 Poll and 13 votes in the USA Today Top 25 Coaches Poll, while also ranking as high as No. 35 in the BCS and reaching No. 30 in the CBSSports.com 120 rankings during the season.

SENIOR BOWL WATCHLIST: ASU has two players on the inaugural Senior Bowl Watch list. Senior quarterback **Ryan Aplin** and senior wide out **Josh Jarboe** were added to the watch list on August 24.

APLIN ON NUMEROUS WATCH LISTS: An All-America and Heisman candidate, senior quarterback **Ryan Aplin** has garnered a significant amount of national attention this preseason as he is listed on the Walter Camp Player of the Year Watch List, Davey O'Brien Award Watch List, Johnny Unitas Award Watch List and the Manning Award Watch List. Video, action photos and biographical information for Aplin are all available on a Facebook Page, maintained by the ASU Sports Information Department, called "Ryan Aplin All-America and Heisman Campaign." Fans and media will be able to follow Aplin's 2012 season on the page, where updates will be posted throughout fall camp and the upcoming season.

ATHLON'S PRESEASON HONORS: The Red Wolves had six players named to *Athlon's* preseason All-Sun Belt Conference Team, including senior quarterback **Ryan Aplin** (first team), senior wide receiver **Josh Jarboe** (first team), senior offensive lineman **Zack McKnight** (first team), senior linebacker **Nathan Herrold** (first team), junior defensive lineman **Ryan Carrethers** (second team) and senior safety **Don Jones** (second team).

PHIL STEELE'S PRESEASON HONORS: *Phil Steele's* preseason All-Sun Belt team featured 12 A-State players, including first team selections **Ryan Aplin** (Sr., QB) and **Josh Jarboe** (Sr., WR). ASU's 12 selections tied the fourth most in the league with Troy. Earning a spot on the second team were **Taylor Stockemer** (Sr., WR), **Zack McKnight** (Sr., OL), **Nathan Herrold** (Sr., LB), **Chaz Scales** (Sr., DB) and **Andrew Tryon** (So., DB), who made the team as a kick returner. The Red Wolves' third-team choices were **Frankie Jackson** (So., RB), **Ryan Carrethers** (Jr., DL) and **Brian Davis** (Jr., K), while **Ishamail Hayes** (Jr., DE) and **Qushaun Lee** (So., LB) were fourth-team selections.

COLLEGE SPORTS MADNESS PRESEASON HONORS: CollegeSportsMadness.com has announced its preseason All-Sun Belt Conference Team, which includes Offensive Player of the Year **Ryan Aplin** (Sr., QB). Along with Aplin, **Zack McKnight** (Sr., OL) was named a first team choice. Second team selections included **Josh Jarboe** (Sr., WR), **Brian Davis** (Jr., K) and **Nathan Herrold** (Sr., LB). A-State's third team picks included **Taylor Stockemer** (Sr., WR), **Andrew Tryon** (So., DB) as a kick returner and **Chaz Scales** (Sr., DB).

BLUE RIBBON PRESEASON HONORS: The Blue Ribbon Preseason All-Sun Belt Conference Team included Arkansas State players **Josh Jarboe** (Sr., WR), **Ryan Aplin** (Sr., QB) and **Nathan Herrold** (Sr., LB).



Gus Malzahn was named the Red Wolves' 28th head football coach Dec. 14, 2011, bringing him back to his home state after most recently enjoying highly successful stints as a top assistant coach at three NCAA FBS universities that garnered national acclaim.

A name highly recognized throughout Arkansas and the nation, Malzahn comes to Arkansas State after serving as the offensive coordinator and quarterbacks coach at Auburn for the past three seasons. A native of Fort Smith, Malzahn was named the winner of the 2010 Frank Broyles Award, given annually to the nation's top collegiate assistant coach.

His innovative offense made an immediate and profound impact during his tenure at Auburn, highlighted by a record-setting offense in 2010 when the Tigers finished 14-0 and claimed the school's first national championship since 1957. The Auburn offense set nine school records, including points in a season (577), points per game (41.2), total yards (6,989), total offense (499.2), rushing yards (3,987), rushing touchdowns (41) and passing touchdowns (31). Malzahn's record-setting offense in 2010 led the Southeastern Conference and finished in the top 10 nationally in six statistical categories.

He coached Heisman Trophy winner Cam Newton during the Tigers run to the 2011 BCS National Championship. Under Malzahn's direction, Newton later became the overall No. 1 pick in the 2011 NFL Draft after producing one of the best single-season quarterback performances in collegiate history. Newton threw for 2,908 yards and 30 touchdowns, while rushing for 1,586 yards and an additional 20 touchdowns as Auburn finished 14-0 and defeated Oregon 22-19 in the BCS title game.

Newton also won the school's first-ever Davey O'Brien Award and Manning Award, given to the nation's top quarterback. He also claimed the Maxwell Award presented annually to college football's top player, while also earning Associated Press National Player of the Year and SEC Offensive Player of the Year awards.

He helped lead the Tigers to a 7-5 record this season, which will include an appearance in the Chick-fil-A Bowl on Dec. 31. The Malzahn-led Auburn offense had four players named to the All-SEC Team, including sophomore running back Michael Dyer, junior tight end Philip Lutzenkirchen, senior offensive lineman Brandon Mosley and junior running back Onterio McCalebb.

Malzahn's arrival in 2009 and style of offense marked a drastic turnaround from the 2008 season when Auburn struggled offensively. In a two-year period, the Tigers improved from a tie for 110th to 7th in the nation in scoring offense (from 17.3 to 41.2) and from 104th to 7th in total offense. It also took Auburn just six games in 2009 to score more points than it did in all 12 games in 2008.

Before coaching at Auburn, Malzahn spent two seasons at Tulsa, coordinating a Golden Hurricane offense that finished first nationally in total offense in 2007 and 2008. Tulsa's offense in 2007 established nine team school records and 12 individual records. The Hurricane also set nine Conference USA team records, while Tulsa quarterback Paul Smith broke an

NCAA record by throwing for at least 300 yards in 14 consecutive games.

Prior to his time at Tulsa, he coached one season at Arkansas, where he served as offensive coordinator, coached Heisman Trophy runner-up Darren McFadden and helped the Razorbacks finish fourth nationally in rushing offense at 228.5 yards per game. In fact, two of Malzahn's first three collegiate offenses ranked in the top 10 nationally in rushing, including the 2008 Tulsa team and 2006 Arkansas squad.

In 14 seasons as a high school head coach, Malzahn led seven teams to the state championship game and won three titles. Malzahn coached two quarterbacks, Josh Floyd and Rhett Lashlee, who set national passing records. Malzahn also tutored 2005 Gatorade, Parade Magazine and Rivals.com National Player of the Year Mitch Mustain at Springdale High School.

Malzahn is married to the former Kristi Otwell and they are the parents of two daughters, Kylie (23) and Kenzie (20).

MALZAHN AT A GLANCE

COACHING EXPERIENCE

- 1992-95 – Head Coach, Hughes High School
- 1996-00 – Head Coach, Shiloh Christian High School
- 2001-05 – Head Coach, Springdale High School
- 2006 – Offensive Coordinator, University of Arkansas
- 2007-08 – Asst. Head Coach, Co-Offensive Coord., Tulsa
- 2009-11 – Offensive Coordinator, Auburn

BOWL EXPERIENCE

- Player – 1984 Liberty Bowl
- Player – 1985 Holiday Bowl
- Coach – 2007 Capital One Bowl
- Coach – 2008 GMAC Bowl
- Coach – 2010 Outback Bowl
- Coach – 2011 BCS National Championship Game

PERSONAL

- Hometown – Fort Smith, Arkansas
- Wife – Former Kristi Otwell
- Children – Daughters Kylie (22) & Kenzie (18)
- College – Henderson State, B.A. 1990
- Playing Experience – Arkansas (1984-85), Henderson State (1988-89)



2012: 19 school records to his credit, including seven season, six single-game and six career marks that stand atop the most successful in ASU history *USA Today* Preseason Sun Belt Conference Player of the Year . . . Senior CLASS Award candidate . . . Athlon's, Blue Ribbon College Yearbook, Phil Steele's Preseason First Team All-Sun Belt Conference . . . Johnny Unitas Golden Arm Award Watch List . . . Manning Award Watch List . . . Walter Camp Watch List.


2011: Named the 2011-12 Sun Belt Conference Male Student-Athlete of the Year, making him the second ASU player to win the league's highest honor over the last three years (Alex Carrington, 2009-10) . . . Named the Sun Belt Conference Player of the Year (one of just two players in ASU history to earn the league's highest football award) . . . First Team All-Sun Belt Conference for the second consecutive season . . . Sun Belt Conference Player of the Week twice . . . Little Rock Touchdown Club Player of the Year for Arkansas State University . . . College Football Performance Awards (CFPA) National Quarterback of the Year Watch List . . . Broke his own single-season school records for total offense (4,176 yards), total offense per game (321.2 ypg), pass completions (304), passing yards (3,588) and passing yards per game (276.0) . . . Put up impressive numbers that are among the best in the nation, ranking No. 10 in the country in total offense, No. 14 in passing yards, No. 20 in completions per game (23.38) and No. 33 in points responsible for (13.85 ppg) . . . Rushed for a career-best 588 yards that led the team and gives him 1,318 for his career . . . Recorded a team-high 10 rushing touchdowns . . . Ranked No. 1 in the Sun Belt Conference in total offense and total passing yards, No. 2 in pass efficiency, No. 4 in scoring (TDs), No. 7 in scoring and No. 9 in rushing yards . . . Became one of just two players in the history of the Sun Belt Conference to record over 3,000 yards total offense in two different seasons (2011 and 2010) . . . Ranked No. 2 in Sun Belt Conference history in single-season total offense, No. 4 in touchdowns responsible for (29) and No. 5 in passing yards . . . Preseason First Team All-Sun Belt Conference selection by Sporting News, Lindy's and Athlon Sports . . . Third Team All-SBC by Phil Steele's . . . Sporting News "best running quarterback" in the SBC . . . Lindy's "best scrambler" and "coolest in the clutch" in the SBC . . . ASU Athletic Director's Honor Roll.

2010: First Team All-Sun Belt Conference . . . CollegeFootballNews.com Sophomore All-America Team . . . Little Rock Touchdown Club's Arkansas State Player of the Year . . . Three-time Sun Belt Conference Offensive Player of the Week . . . Rivals.com Sun Belt Conference Player of the Week . . . Broke the single-season school records for total offense (3,416 yards), total offensive plays (548), pass completions (252), pass yards (2,939), passing touchdowns (21) and pass attempts (410) . . . 61.5 completion percentage was the second highest in school history . . . 2010 numbers placed him tied for second in Sun Belt Conference history in touchdowns responsible for (32), third in total plays, fourth in total offense, sixth in passing yards and passing touchdowns and seventh in completions for a single season . . . Nationally, ranked tied for 15th in points responsible for, 19th in total offense, 27th in passing yards per game and 51st in passing efficiency . . . led the Sun Belt Conference in total offense and touchdowns responsible for and ranked second in passing touchdowns, passing yards and completions and third in pass efficiency . . . Responsible for 70 percent of ASU's total offense that broke the school record and ranked second in the Sun Belt Conference . . . Threw at least one touchdown pass in every game and had at least one rushing touchdown in eight games . . . Recorded a school-record 438 passing yards against Louisiana-Lafayette, which was the most by a Sun Belt Conference player in 2010 and the 17th most in the nation . . . Broke the school record for completions (33) and total offense (442) in a game . . . Passed for at least 200 yards in nine games and recorded at least 200 yards of total offense in 11 outings . . . Connected with Taylor Stockemer for a 65-yard touchdown pass against Louisiana-Lafayette that was his longest completion of the year . . . Posted a long run of 40 yards against Troy . . . Preseason First Team All-Sun Belt Conference selection by *Sporting News*, *Lindy's* and *Athlon Sports* . . . Third Team All-SBC by *Phil Steele's* . . . *Sporting News* "best running quarterback" in the SBC . . . *Lindy's* "best scrambler" and "coolest in the clutch" in the SBC . . . Named to College Football Performance Awards national Quarterback of the Year Watch List . . . ASU Athletic Director's Honor Roll and Sun Belt Conference Commissioner's List member.

2009: Played in nine games, including three as a starter as a red-shirt freshman . . . Started three of last four games of the season . . . Completed 77 of 118 attempts for 889 yards with three touchdowns . . . Rushed 64 times for 253 yards and four touchdowns . . . Finished season with second most rushing yards and rushing touchdowns on the team . . . Posted a long completion of 64 yards and a long rush of 47 yards . . . Posted 362 yards of offense in the Red Wolves victory over North Texas, the most ever by an ASU freshman and the fifth most by any player in school history . . . Aplin posted his only 100-yard rushing game against the Mean Green, piling up 122 yards, and also threw for a career-high 240 yards . . . Threw for at least 146 yards in final five games of the season.

2008: Redshirted and participated on the scout team.
HIGH SCHOOL: Two-year varsity letterman . . . Recorded 1,300 passing yards and 350 rushing yards in seven games played . . . Posted 2,300 passing yards and 17 touchdowns, while also rushing for 650 yards and 15 touchdowns as a senior . . . Named Shrine Bowl MVP . . . 2006 and 2007 First Team All-County and Second Team All-District . . . Also was lettered in baseball and was an all-conference selection . . . Also recruited by Middle Tennessee.

PERSONAL: Born May 8, 1990 . . . Son of Lorice Aplin






ARKANSAS STATE UNIVERSITY

ALL-AMERICA & HEISMAN CANDIDATE

QUARTERBACK RYAN APLIN

CAREER ACCOLADES

- 2011 SUN BELT CONFERENCE PLAYER OF THE YEAR
- 2011-12 SUN BELT CONFERENCE STUDENT-ATHLETE OF THE YEAR
- 2012 PRESEASON SUN BELT CONFERENCE OFFENSIVE PLAYER OF THE YEAR
- 2012 WALTER CAMP FOOTBALL FOUNDATION PLAYER OF THE YEAR WATCH LIST
- 2012 DAVEY O'BRIEN WATCH LIST
- 2012 MANNING AWARD WATCH LIST
- 2012 JOHNNY UNITAS GOLDEN ARM WATCH LIST
- 2012 USA TODAY PRESEASON SUN BELT CONFERENCE PLAYER OF THE YEAR
- TWO-TIME FIRST TEAM ALL-SUN BELT CONFERENCE
- HOLDS 16 SCHOOL RECORDS
- NO. 4 IN THE NATION IN CAREER TOTAL OFFENSE AMONG CURRENT PLAYERS
- NO. 5 IN THE NATION IN CAREER PASSING YARDS AMONG CURRENT PLAYERS
- ATHLON'S, BLUE RIBBON COLLEGE YEARBOOK AND PHIL STEELE'S FIRST TEAM PRESEASON ALL-CONFERENCE



RYAN APLIN, #16
QB • 6-1, 205 • SR. (RS) • 3L
TAMPA, FLA. (FLEMING ISLAND)

APLIN'S CAREER PASSING STATISTICS						
Yr.	COMP	ATT	YDS	TD	INT	LG
2009	77	118	889	3	6	64
2010	252	410	2939	21	11	65
2011	304	476	3588	19	16	71
2012	81	131	961	7	1	72
Totals	714	1135	8377	50	34	72

APLIN'S CAREER RUSHING STATISTICS					
Yr.	ATT	YDS	AVG.	TD	LG
2009	64	253	4.0	4	47
2010	138	477	3.5	11	40
2011	161	588	3.7	10	33
2012	30	152	5.1	1	24
Totals	393	1470	3.8	26	47

2012 ARKANSAS STATE FOOTBALL NOTES: NUMERICAL ROSTER

No.	Name	Pos.	Ht.	Wt.	Cl.	Exp	Hometown (previous school)
1	Carlos McCants	WR	5-11	185	Jr.-R	2L	Mobile, Ala. (LeFlore)
2	Taylor Stockemer	WR	6-4	210	Sr.-R	3L	Van Buren, Ark. (Van Buren)
2	Terrious Triplett	DB	6-1	185	Fr.-R	RS	Memphis, Tenn. (Ridgeway)
3	Josh Jarboe	WR	6-3	215	Sr.	1L	Decatur, Ga. (Northeast Mississippi CC)
3	Tyler Lindsey	LB	5-11	205	Fr.	HS	Hot Springs, Ark. (Lake Hamilton)
4	Brian Davis	K	5-11	160	Jr.	2L	Brentwood, Tenn. (Brentwood)
4	R.J. Fleming	WR	5-10	170	Jr.	2L	Natchez, Miss. (Trinity Episcopal Day School)
5	Don Jones	DB	6-1	208	Sr.	2L	Town Creek, Ala. (Miss. Gulf Coast CC)
6	Frankie Jackson	RB	5-9	185	So.-R	1L	Baton Rouge, La. (Capitol)
7	Julian Jones	WR	6-0	190	Jr.-R	2L	Germantown, Tenn. (Germantown)
8	Stephen Hogan	QB	6-4	205	Fr.-R	RS	Greenwood, Ark. (Greenwood)
8	Tausean Holmes	DB	5-10	190	Sr.	3L	Millington, Tenn. (Millington)
9	Rod Smith	RB	5-10	180	So.-R	1L	Dumas, Ark. (Dumas)
10	Artez Brown	DB	6-0	170	So.	1L	Newport, Ark. (Newport)
10	Zach Davis	QB	6-2	195	Fr.-R	RS	Harrisburg, Ark. (Harrisburg)
11	Phillip Butterfield	QB	6-2	215	Jr.-R	1L	Lake Hamilton, Ark. (Lake Hamilton)
11	Sterling Young	DB	6-2	182	So.-R	1L	Hoover, Ala. (Hoover)
12	Kyle Coleman	DB	6-1	215	So.	1L	Pine Bluff, Ark. (Watson Chapel)
13	Fredi Knighten	QB	5-10	160	Fr.	HS	Little Rock, Ark. (Pulaski Academy)
14	Dezmond Stegall	QB	6-1	208	Fr.	HS	Searcy, Ark. (Searcy)
15	Neely Sullivent	P	6-0	190	Sr.-R	2L	Bauxite, Ark. (Bauxite)
16	Ryan Aplin	QB	6-1	205	Sr.-R	3L	Tampa, Fla. (Fleming Island)
16	TeDarius Turner	DB	5-8	175	Fr.-R	RS	Memphis, Tenn. (Cordova)
18	Andre Smith	H-BACK	6-1	215	Sr.-R	3L	Killeen, Texas (Shoemaker)
19	Darion Griswold	TE	6-5	240	Fr.-R	RS	Dumas, Ark. (Dumas)
20	Cole Lorigan	DB	5-10	170	Sr.-R	3L	Hot Springs, Ark. (Hot Springs)
21	Sirgregory Thornton	RB	5-11	190	Jr.	2L	Memphis, Tenn. (Germantown)
22	Anthony Kincy	H-BACK	6-0	232	Sr.	1L	St. Petersburg, Fla. (Butte (CA) College)
23	J.D. McKissic	WR	5-10	185	Fr.-R	RS	Phenix City, Ala. (Central)
24	Andrew Tryon	DB	5-10	185	So.-R	1L	Little Rock, Ark. (Russellville)
25	David Oku	RB	5-10	195	Jr.	TR	Midwest City, Okla. (Tennessee)
25	Chaz Scales	DB	5-9	170	Sr.	3L	Franklin, Tenn. (Centennial)
26	DeKeathan Williams	ATH	6-1	200	Fr.	HS	West Helena, Ark. (Central)
27	Tres Houston	WR	6-2	183	So.	TR	College Park, Ga. (Northeast Mississippi CC)
28	Charleston Girley	DB	6-1	190	Fr.-R	RS	Pine Bluff, Ark. (Dollarway)
29	Chris Humes	DB	5-11	190	Fr.	HS	Hoover, Ala. (Spain Park)
30	Kelsey Collins	WR	5-8	170	So.-R	1L	Pine Bluff, Ark. (Pine Bluff)
31	Grant Gill	LB	6-1	210	So.-R	SQ	McGehee, Ark. (McGehee)
32	Ryan Jacobs	DB	6-1	185	So.-R	SQ	Evans, Ga. (Greenbrier)
33	Jonathan Victorian	DB	6-0	185	Sr.	2L	St. Louis, Mo. (Pattonville)
34	Booker Mayes	DB	5-11	162	Fr.	HS	Pine Bluff, Ark. (Dollarway)
35	Michael Gordon	RB	5-9	190	Fr.	HS	Camden, Miss. (Velma Jackson)
36	Tre' Fletcher	DB	5-8	183	Fr.	HS	Powder Springs, Ga. (McEachern)
37	Eddie Porter	LB/DE	6-3	235	Jr.	TR	Woodlands, Texas (Blinn (TX) College)
38	Rocky Hayes	RB	5-11	177	Fr.	HS	Heflin, Ala. (Clebume County)
39	Todd Mays	DB	5-11	200	Fr.	HS	Olive Branch, Miss. (Olive Branch)
40	Nathan Herrold	LB	6-3	235	Sr.-R	3L	Ozark, Mo. (Ozark)
41	LaAngelo Albright	LB	5-11	205	Jr.-R	2L	Prattville, Ala. (Prattville)
42	Chris Stone	DE	6-3	245	Fr.-R	RS	Daleville, Ala. (Daleville)
43	Kendrick Daniels	RB	5-7	155	Fr.	HS	Sulphur Springs, Texas (Sulphur Springs)
44	Brock Barnhill	DB	6-0	176	So.-R	SQ	Mountain Home, Ark. (Mountain Home)
44	Cody Prater	TE	6-0	215	Sr.-R	3L	Jonesboro, Ark. (Valley View)
45	Tyler Morris	DS	5-11	185	Fr.	HS	Adairsville, Ga. (Cartersville)
46	Christian Fluellen	RB	5-11	235	Fr.	HS	Duncanville, Texas (Duncanville)
47	Jason Card	LB	6-0	212	So.	HS	Memphis, Tenn. (Ridgeway)
48	Qushaun Lee	LB	5-11	225	So.-R	1L	Prattville, Ala. (Prattville)
50	Darius Buckley	LB	5-10	223	So.-R	RS	Memphis, Tenn. (Lambuth)
51	Cade Oliver	DS	6-3	220	Jr.-R	RS	Mansfield, Texas (Kilgore (TX) JC)

2012 ARKANSAS STATE FOOTBALL NOTES: NUMERICAL ROSTER

No.	Name	Pos.	Ht.	Wt.	Cl.	Exp	Hometown (previous school)
52	Quanterio Heath	LB	6-2	200	Fr.	HS	Rison, Ark. (Rison)
53	Nick Nelms	LB	5-11	225	Sr.	3L	Germantown, Tenn. (Houston)
54	Shervarius Jackson	DE	6-2	230	Sr.	1L	Fort Valley, Ga. (Fresno City (CA) College)
55	Eric Allen	OL	6-1	300	Sr.-R	3L	Daphne, Ala. (Daphne)
58	Tyler Greve	OL	6-3	290	So.-R	1L	Jonesboro, Ark. (Jonesboro)
59	Jake Campbell	OL	6-6	320	Jr.-R	2L	Belleville, Ill. (Belleville East)
60	Steven Haunga	OL	6-2	313	Jr.-R	RS	Richmond, Calif. (College of the Canyons (CA))
61	Colton Jackson	OL	6-5	240	Fr.	HS	Ozark, Ark. (Ozark)
63	Cliff Mitchell	OL	6-5	305	Jr.-R	2L	Jasper, Texas (Jasper)
64	Lamarcus Cole	DL	6-2	220	Fr.	HS	Little Rock, Ark. (Hall)
67	Aaron Williams	OL	6-5	324	Jr.-R	RS	Moss Point, Miss. (Ariz. Western College)
68	Bryce Giddens	OL	6-0	265	Fr.	HS	Moultrie, Ga. (Colquitt County)
69	Alan Wright	OL	6-4	295	So.-R	1L	Cave City, Ark. (Cave City)
70	Devin Mondie	OL	6-6	300	Fr.	HS	Olive Branch, Miss. (Olive Branch)
71	Steven Stevens	OL	6-4	265	Fr.-R	RS	Bay Minette, Ala. (Baldwin County)
72	Kevin Galindo	OL	6-5	285	Sr.	1L	Concord, Calif. (Laney (CA) College)
73	Travis Bodenstein	OL	6-5	310	So.	TR	Springdale, Ark. (Kansas)*
74	Zack McKnight	OL	6-4	300	Sr.-R	1L	Salyer, Calif. (Mendocina Junior College)
75	Michael Flint	OL	6-3	297	Fr.	HS	Oxford, Ala. (Oxford)
76	Austin Moreton	DL	6-3	295	Fr.	HS	Fort Smith, Ark. (Southside)
77	Dexter Blackmon	DL	6-4	283	Jr.	TR	Selma, Ala. (Coffeyville (Kan.) CC)
78	Quintaz Struble	DL	6-2	235	Fr.	HS	Oklahoma City, Okla. (Heritage Hall)
79	Jemar Clark	OL	6-6	305	Fr.	HS	McCrary, Ark. (McCrary)
80	William Boyd	WR	6-1	195	So.-R	SQ	Cave City, Ark. (Cave City)
81	Ryan Wilbourn	K/P	5-10	157	Sr.-R	2L	Searcy, Ark. (Searcy)
82	Warren Leapheart	WR	6-4	205	Fr.	HS	Morrilton, Ark. (Morrilton)
84	Derek Keaton	WR	5-11	170	Fr.	HS	Camden, Ark. (Camden Fairview)
85	Kedric Murry	TE	6-3	265	Sr.-R	3L	Pleasant Grove, Ala. (Pleasant Grove)
86	Kendall Bruce	WR	5-10	190	Fr.	HS	Little Rock, Ark. (Pulaski Academy)
87	Kenneth Rains	TE	6-4	250	So.-R	1L	Hot Springs, Ark. (Lake Hamilton)
88	Max Coffin	P	5-11	180	Fr.	HS	Fayetteville, Ark. (Fayetteville)
89	Taylor Mason	WR	6-0	166	Fr.-R	RS	Jonesboro, Ark. (Valley View)
90	Ronnell Wright	DL	6-3	285	Sr.	1L	Savannah, Ga. (Butte (CA) College)
91	Timothy Starson	DE	6-5	255	Sr.-R	3L	Fort Smith, Ark. (Northside)
92	Darrius Rosser	DL	6-4	260	Fr.	HS	Marion, Ark. (Marion)
93	Darius Dunaway	DL	6-5	260	Jr.-R	2L	Monroe, La. (Carroll)
94	Markel Owens	DL	6-2	280	So.-R	1L	Jackson, Tenn. (Liberty Tech)
95	Hunter Shantz	DL	6-3	210	Fr.	HS	Cape Girardeau, Mo. (Cape Central)
96	John Gandy	DE	6-0	245	Jr.	TR	Houston, Texas (Blinn (Texas) College)
97	Amos Draper	DL	6-3	270	Jr.-R	2L	Tanner, Ala. (Tanner)
98	Ryan Carrethers	DL	6-2	310	Jr.-R	2L	Nashville, Tenn. (Brentwood Academy)
99	Luke Ferguson	K	6-0	195	Fr.	HS	Jonesbor, Ark. (Jonesboro)

*Due to NCAA transferring rules, will not be eligible to compete in a game until the 2013 season

PRONUNCIATION GUIDE

Taylor Stockemer.....stock-IH-mer
 Josh Jarboe.....jar-BOW
 Tausean HolmesTUH-shawn
 Devin Mondie.....MAHN-Dee
 Allen Muse.....MUCE
 Qushaun Lee.....QUH-shawn
 Steven HaungaHONG-uh
 Markel OwensMAHR-Kell
 David OkuOh-KOO
 Quintaz StrubleSTREW-Bull

OFFENSE**LEFT TACKLE**

- 67 Aaron Williams (6-5, 298, Jr.)
 72 Kevin Galdino (6-5, 263, Sr.)

LEFT GUARD

- 60 Steven Haunga (6-1, 315, Jr.)
 58 Tyler Greve (6-3, 277, So.)

CENTER

- 55 Eric Allen (6-1, 291, Sr.)
 68 Bryce Giddens (6-0, 285, Fr.)

RIGHT GUARD

- 69 Alan Wright (6-4, 295, So.-R)
 63 Cliff Mitchell (6-5, 277, Jr.-R)

RIGHT TACKLE

- 74 Zack McKnight (6-4, 300, Sr.)
 71 Steven Stevens (6-4, 268, Fr.-R)

QUARTERBACK

- 16 Ryan Aplin (6-1, 199, Sr.)
 or 11 Phillip Butterfield (6-2, 211, Jr.)
 13 Fredi Knighten (5-10, 192, Fr.)

RUNNING BACK

- 25 David Oku (5-10, 199, Jr.)
 or 6 Frankie Jackson (5-9, 197, So.-R)
 21 Sirgregory Thornton (5-11, 201, Jr.)

WIDE RECEIVER

- 3 Josh Jarboe (6-3, 198, Sr.)
 84 Derek Keaton (5-11, 169, Fr.)

WIDE RECEIVER

- 2 Taylor Stockemer (6-4, 211, Sr.)
 23 J.D. McKissic (5-10, 184, Fr.-R)

WIDE RECEIVER

- 1 Carlos McCants (5-11, 194, Jr.)
 4 R.J. Fleming (5-10, 170, Jr.)

TIGHT END/H-BACK

- or 22 Anthony Kincy (6-0, 232, Sr.)
 or 18 Andre Smith (6-1, 215, Sr.)
 or 19 Darrion Griswold (6-5, 240, Fr.-R)
 87 Kenny Raines (6-4, 250, So.-R)

DEFENSE**DEFENSIVE END**

- 91 Tim Starson (6-5, 255, Sr.)
 93 Darius Dunaway (6-5, 274, Jr.)

DEFENSIVE TACKLE

- 90 Ronnell Wright (6-3, 285, Sr.)
 97 Amos Draper (6-3, 270, Jr.)

DEFENSIVE TACKLE

- 98 Ryan Carrethers (6-2, 310, Jr.-R)
 77 Dexter Blackmon (6-4, 273, Jr.)

DEFENSIVE END

- 37 Eddie Porter (6-3, 235, Jr.)
 42 Chris Stone (6-3, 251, Fr.-R)

WOLF LINEBACKER

- 48 Qushaun Lee (5-11, 232, Jr.-R)
 53 Nick Nelms (5-11, 225, Sr.)

MIKE LINEBACKER

- 40 Nathan Herrold (6-3, 235, Sr.)
 37 Eddie Porter (6-3, 235, Jr.)

STING LINEBACKER

- 5 Don Jones (6-1, 195, Sr.)
 12 Kyle Coleman (6-1, 210, So.)

CORNERBACK

- 25 Chaz Scales (5-9, 167, Sr.)
 33 Jonathan Victorian (6-0, 185, Sr.)

FREE SAFETY

- 11 Sterling Young (6-2, 182, So.-R)
 8 Tausean Holmes (5-10, 190, Sr.)

STRONG SAFETY

- 20 Cole Lorigan (5-11, 168, Sr.)
 29 Chris Humes (5-11, 190, Fr.)

CORNERBACK

- 24 Andrew Tryon (5-10, 185, So.-R)
 10 Artez Brown (6-0, 174, So.)

SPECIALISTS**PLACE KICKER**

- 4 Brian Davis (5-11, 182, Jr.)
 99 Luke Ferguson (6-0, 193, Fr.)

KICKOFFS

- 99 Luke Ferguson (6-0, 193, Fr.)
 81 Ryan Wilbourn (5-10, 157, Sr.)

PUNTER

- 15 Neely Sullivent (6-0, 195, Sr.)
 81 Ryan Wilbourn (5-10, 157, Sr.)

KICK RETURN

- 25 David Oku (5-10, 199, Jr.)
 38 Rocky Hayes (5-11, 177, Fr.)

PUNT RETURN

- 38 Rocky Hayes (5-11, 177, Fr.)
 23 J.D. McKissic (5-10, 184, Fr.-R)

HOLDER

- 15 Neely Sullivent (6-0, 195, Sr.)
 81 Ryan Wilbourn (5-10, 157, Sr.)

LONGSNAPPER

- 51 Cade Oliver (6-3, 209, Jr.)
 10 Zach Davis (6-2, 179, Fr.-R)

2012 ARKANSAS STATE FOOTBALL NOTES: INDIVIDUAL CAREER HIGHS (OFFENSE)

#1 CARLOS McCANTS, WR, JR.

Receptions5 vs. Northern Illinois (1-8-12)
 Receiving Yards50 vs. Louisiana-Monroe (9-18-10)
 Longest Reception54 vs. Alcorn State (9-22-12)
 Receiving Touchdowns1 at Oregon (9-1-12)

#2 TAYLOR STOCKEMER, WR, SR.

Receptions11 vs. Northern Illinois (1-8-12)
 Receiving Yards185 vs. Northern Illinois (1-8-12)
 Longest Reception65 at Louisiana-Lafayette (9-11-10)
 Receiving Touchdowns2, twice (last vs. Louisiana-Lafayette, 11-12-11)

#3 JOSH JARBOE, WR, JR.

Receptions13 at Oregon (9-1-12)
 Receiving Yards162 vs. Memphis (9-10-11)
 Longest Reception71 vs. Memphis (9-10-11)
 Receiving Touchdowns2 vs. Memphis (9-10-11)
 Rushes4 at Oregon (9-1-12)
 Rushing Yards13 at Oregon (9-1-12)
 Longest Rush7 at Oregon (9-1-12)

#4 BRIAN DAVIS, K, JR.

Extra Point Attempts8 vs. Alcorn State (9-22-12)
 Extra Points Made8 vs. Alcorn State (9-22-12)
 Field Goals Attempted6 vs. UCA (9-24-11)
 Field Goals Made6 vs. UCA (9-24-11)
 Longest Field Goal47 at Illinois (9-3-11)
 Points Scored23 vs. UCA (9-24-11)

#4 R.J. FLEMING, WR, JR.

Receptions8 at WKU (10-1-11)
 Receiving Yards55 vs. Western Kentucky (11-13-10)
 Longest Reception16 vs. North Texas (10-30-11)
 Rushes3 vs. Louisville (10-2-10)
 Rushing Yards24 vs. Louisville (10-2-10)
 Longest Rush17 vs. Louisville (10-2-10)
 Kickoff Returns3 at ULM (10-8-11)
 Longest Kickoff Return81 at Navy (11-20-10)

#5 DAVID OKU, RB, JR.

Rushes25 vs. Memphis (9-8-12)
 Rushing Yards111 vs. Memphis (9-8-12)
 Longest Rush22 vs. Alcorn State (9-22-12)
 Rushing Touchdowns2 vs. Alcorn State (9-22-12)
 Receptions3 at Oregon (9-1-12)
 Receiving Yards21 at Oregon (9-1-12)
 Longest Reception13 at Oregon (9-1-12)
 Kickoff Returns4 at Oregon (9-1-12)
 Kickoff Return Yards71 at Oregon (9-1-12)
 Longest Kickoff Return22 at Oregon (9-1-12)

#6 FRANKIE JACKSON, RB, SO.

Rushes15 vs. Louisiana-Lafayette (11-12-11)
 Rushing Yards101 vs. Memphis (9-10-11)
 Longest Rush48 vs. Memphis (9-10-11)
 Rushing Touchdowns2 vs. Memphis (9-8-12)
 Receptions2, five times times (last vs. Memphis, 9-8-12)
 Receiving Yards44 vs. FIU (10-18-11)
 Long Reception40 at ULM (10-8-11)
 Kickoff Returns2 at Nebraska (9-15-12)
 Kickoff Return Yards53 at Nebraska (9-15-12)
 Longest Kickoff Return27 at Nebraska (9-15-12)

#7, JULIAN JONES, JR., WR

Receptions2, twice (last vs. Memphis, 9-8-12)
 Receiving Yards80 at Oregon (9-1-12)
 Longest Receptions72 at Oregon (9-1-12)
 Receiving Touchdowns1, twice (last vs. Alcorn State, 9-22-12)

#9 ROD SMITH, RB, FR.

Rushes13 vs. Alcorn State (9-22-12)
 Rushing Yards104 vs. Alcorn State (9-22-12)
 Rushing Touchdowns1 vs. Alcorn State (9-22-12)
 Longest Rush15 vs. UCA (9-24-11)
 Receptions2 at ULM (10-8-11)
 Long Reception2 at ULM (10-8-11)

#13 FREDI KNIGHTEN, QB, FR.

Pass Attempts2, twice (last vs. Alcorn State, 9-22-12)
 Completions2 vs. Alcorn State (9-22-12)
 Passing Yards40 vs. Alcorn State (9-22-12)
 Longest Pass33 vs. Alcorn State (9-22-12)
 Rushes4 vs. Memphis (9-8-12)
 Rushing Yards37 vs. Alcorn State (9-22-12)
 Longest Rush35 vs. Alcorn State (9-22-12)

#15 NEELY SULLIVENT, P, SR.

Punts6, four times (last vs. FAU, 10-23-10)
 Punting Yards273 vs. Florida Atlantic (10-23-10)
 Average per Punt57.0 at Illinois (9-3-11)
 Longest Punt67 at Illinois (9-3-11)
 Inside 203, three times (last at Indiana, 10-16-10)

#16 RYAN APLIN, QB, SR.

Pass Attempts58 vs. Northern Illinois (1-8-12)
 Completions37 at WKU (10-1-11)
 Passing Yards438 at Louisiana-Lafayette (9-11-10)
 Long Pass72 at Oregon (9-1-12)
 Passing Touchdowns3, six times (last vs. Alcorn State, 9-22-12)
 Rushing Yards164 vs. FIU (10-18-11)
 Rushing Touchdowns4 at Florida Atlantic (11-5-11)
 Total Offense442 at Louisiana-Lafayette (9-11-10)
 TD's Responsible For5, twice (last at Florida Atlantic, 11-5-11)

#18 ANDRE SMITH, H-BACK, SR.

Pass Attempts12 vs. Memphis (9-10-11)
 Completions10 vs. Memphis (9-10-11)
 Passing Yards101 vs. Memphis (9-10-11)
 Long Pass30 vs. Memphis (9-10-11)
 Passing Touchdowns1 vs. Memphis (9-10-11)
 Receptions2 at Auburn (9-4-10)
 Receiving Yards19 at Auburn (9-4-10)
 Longest Reception14 at Auburn (9-4-10)
 Rushes11 vs. UCA (9-24-11)
 Rushing Yards60 vs. UCA (9-24-11)
 Longest Rush21 vs. UCA (9-24-11)

#19 DARION GRISWOLD, TE, FR.

Receptions1, twice (last vs. Memphis, 9-8-12)
 Receiving Yards26 at Oregon (9-1-12)
 Longest Reception26 at Oregon (9-1-12)

#21 SIRGREGORY THORNTON, RB, JR.

Rushes9 vs. Louisville (10-2-10)
 Rushing Yards78 vs. Louisville (10-2-10)
 Longest Rush40 vs. Memphis (9-10-11)
 Rushing Touchdowns1, twice (last vs. Alcorn State, 9-22-12)
 Receptions4 at Indiana (10-16-10)
 Receiving Yards54 at Indiana (10-16-10)
 Longest Reception22 at Indiana (10-16-10)
 Receiving Touchdowns1 at Indiana (10-16-10)

#22 ANTHONY KINCY, H-BACK, SR.

Receptions2, twice (last vs. Northern Illinois, 1-8-12)
 Receiving Yards21 at Middle Tennessee (11-19-11)
 Longest Reception21 at Middle Tennessee (11-19-11)
 Receiving Touchdowns1 at Middle Tennessee (11-19-11)

#23 J.D. McKISSIC, WR, FR.

Receptions8, twice (last at Nebraska, 9-15-12)
 Receiving Yards99 vs. Memphis (9-8-12)
 Longest Reception33 vs. Alcorn State (9-22-12)
 Receiving Touchdowns1 vs. Alcorn State (9-22-12)

#35 MICHAEL GORDON, RB, FR.

Rushes6 vs. Alcorn State (9-22-12)
 Rushing Yards34 vs. Alcorn State (9-22-12)
 Longest Rush15 vs. Alcorn State (9-22-12)
 Receptions1 vs. Alcorn State (9-22-12)
 Receiving Yards7 vs. Alcorn State (9-22-12)

#38 ROCKY HAYES, RB, FR.

Rushes6, twice (last vs. Alcorn State, 9-22-12)
 Rushing Yards68 vs. Memphis (9-8-12)
 Longest Rush33 vs. Memphis (9-8-12)
 Kickoff Returns1, three times (last vs. Alcorn State, 9-22-12)
 Kickoff Return Yards31 vs. Alcorn State (9-22-12)
 Long Kickoff Return31 vs. Alcorn State (9-22-12)
 Punt Returns1, twice (last vs. Alcorn State, 9-22-12)
 Punt Return Yards22 at Nebraska (9-15-12)
 Longest Punt Return22 at Nebraska (9-15-12)

#84 DEREK KEATON, WR, FR.

Receptions1 vs. Alcorn State (9-22-12)
 Receiving Yards33 vs. Alcorn State (9-22-12)
 Longest Reception33 vs. Alcorn State (9-22-12)

#85 KEDRIC MURRY, TE, SR.

Receptions4 at Florida Atlantic (11-14-09)
 Receiving Yards44 at Florida Atlantic (11-14-09)
 Longest Reception43 at Nebraska (9-12-09)
 Touchdown Receptions1, twice (last vs. Alcorn State, 9-22-12)

2012 ARKANSAS STATE FOOTBALL NOTES: INDIVIDUAL CAREER HIGHS (DEFENSE)

#5 DON JONES, DB, SR.

Tackles10 vs. Troy (12-3-11)
Tackles for Loss1, six times (last at Oregon, 9-1-12)
Sacks1 at Illinois (9-3-11)
Interceptions1, twice (last vs. Alcorn State, 9-22-12)
Pass Break-up2 at ULM (10-8-11)
Kickoff Returns1 at Illinois (9-3-11)
Kickoff Return Yards17 at Illinois (9-3-11)

#8 TAUSEAN HOLMES, DB, SR.

Tackles8 vs. Louisiana-Monroe (9-18-10)
Tackles For Loss3 at Middle Tennessee (11-19-11)
Forced Fumbles1, three times (last vs. Troy, 12-3-11)
Interceptions1 at Troy (9-25-10)
Pass Break-up2 at Middle Tennessee (11-19-11)
Kickoff Returns1 at Auburn (9-4-10)
Kickoff Return Yards13 at Auburn (9-4-10)

#10 ARTEZ BROWN, DB, SO.

Tackles1, three times (last at Nebraska, 9-15-12)
Kickoff Returns2 at Illinois (9-3-11)
Kickoff Return Yards27 at Illinois (9-3-11)
Long Kickoff Return17 at Illinois (9-3-11)

#11 STERLING YOUNG, S, SO.

Tackles9 at Florida Atlantic (11-5-11)
Tackles For Loss1.5 vs. FIU (10-18-11)
Sacks1 vs. FIU (10-18-11)
Interceptions1 vs. UCA (9-24-11)
Pass Break-up1, three times (last at Oregon, 9-1-12)
Fumbles Recovered1, twice (last at Florida Atlantic, 11-5-11)

#12 KYLE COLEMAN, DB, SO.

Tackles7 vs. Alcorn State (9-22-12)
Tackles for Loss2 vs. Alcorn State (9-22-12)

#20 COLE LORIGAN, DB, SR.

Tackles8 vs. Memphis (9-8-12)
Fumbles Recovered1 vs. Troy (12-3-11)
Pass Break-up1 at Oregon (9-1-12)

#24 ANDREW TRYON, DB, SO.

Tackles6 at Oregon (9-1-12)
Kickoff Returns4 vs. Northern Illinois (1-8-12)
Kickoff Return Yards114 vs. Northern Illinois (1-8-12)
Longest Kickoff Return60 at Florida Atlantic (11-5-12)

#25 CHAZ SCALES, CB, SR.

Tackles10 at ULM (10-8-11)
Tackles For Loss1, twice (last at Florida Atlantic, 11-5-11)
Sacks0.5 at Virginia Tech (9-17-11)
Interceptions1, twice (last at Oregon, 9-1-12)
Fumbles Recovered1 at Troy (9-25-10)
Pass Break-up4 vs. Troy (12-3-11)

#29, CHRIS HUMES, DB, FR.

Tackles7 vs. Alcorn State (9-22-12)

#33, JONATHAN VICTORIAN, DB, SR.

Tackles2, twice (last vs. Memphis, 9-8-12)

#37, EDDIE PORTER, LB/DE, JR.

Tackles5, twice (last at Nebraska, 9-15-12)
Tackles for Loss1 vs. Alcorn State (9-22-12)
Sacks1 vs. Alcorn State (9-22-12)
Forced Fumbles1, twice (last vs. Alcorn State, 9-22-12)
Fumble Recoveries1 at Nebraska (9-15-12)

#40 NATHAN HERROLD, LB, SR.

Tackles14 vs. Western Kentucky (11-13-10)
Tackles For Loss2 at Nebraska (9-15-12)
Forced Fumbles1, four times (last at Nebraska, 9-15-12)
Fumbles Recovered1 vs. Memphis (9-10-11)
Sacks1, three times (last at Nebraska, 9-15-12)
Pass Break-up2 vs. Alcorn State (9-22-12)

#41 LAANGELO ALBRIGHT, LB, JR.

Tackles4, twice (last vs. Alcorn State, 9-22-12)
Tackles For Loss0.5, twice (last vs. Alcorn State, 9-22-12)

#42, CHRIS STONE, DE, FR.

Tackles4 vs. Memphis (9-8-12)
Tackles for Loss1, twice (last vs. Memphis, 9-8-12)

#48 QUSHAUN LEE, LB, SO.

Tackles15 at Nebraska (9-15-12)
Tackles For Loss1, four times (last vs. Northern Illinois, 1-8-12)
Sacks0.5 at Virginia Tech (9-17-11)
Interceptions1, twice (last vs. FIU, 10-18-11)
Pass Break-Ups1 at Nebraska (9-15-12)
Forced Fumbles1 vs. Alcorn State (9-22-12)
Fumble Recoveries1 at Nebraska (9-15-12)

#53 NICK NELMS, LB, SR.

Tackles8 vs. FIU (10-18-11)
Tackles For Loss1 at Western Kentucky (12-3-09)
Sacks0.5 at Oregon (9-1-12)
Fumbles Forced1, twice (last vs. FIU, 10-18-11)
Interceptions1 at Western Kentucky (12-3-09)
Fumble Recoveries1 at Auburn (9-4-10)

#54, SHERVARIUS JACKSON, DE, SR.

Tackles2, four times (last vs. Alcorn State, 9-22-12)
Tackles for Loss1.5 at Oregon (9-1-12)
Sacks1 at Nebraska (9-15-12)

#77, DEXTER BLACKMON, DL, JR.

Tackles4 vs. Alcorn State (9-22-12)
Tackles for Loss0.5 vs. Alcorn State (9-22-12)

#90 RONNELL WRIGHT, DL, SR.

Tackles6 at Nebraska (9-15-12)
Tackles For Loss1.5 vs. Memphis (9-10-11)
Sacks1 vs. Memphis (9-10-11)
Fumble Recoveries1 vs. Alcorn State (9-22-12)

#91 TIM STARSON, DE, SR.

Tackles6, twice (last vs. Alcorn State, 9-22-12)
Tackles For Loss3 vs. Alcorn State (9-22-12)
Sacks1, twice (last vs. Memphis, 9-8-12)
Fumbles Forced1 at Illinois (9-3-11)
Blocked Kicks3 vs. Louisiana-Monroe (9-18-10)
Blocked Extra Points2 vs. Louisiana-Monroe (9-18-10)
Blocked Field Goals1 vs. Louisiana-Monroe (9-18-10)

#93, DARIUS DUNAWAY, DE, JR.

Tackles3 vs. UCA (9-24-11)
Tackles for Loss1 vs. Alcorn State (9-22-12)
Sacks1 vs. Alcorn State (9-22-12)

#94, MARKEL OWENS, DL, SO.

Tackles3 at Oregon (9-1-12)

#96, JOHN GANDY, DE, JR.

Tackles1 at Oregon (9-1-12)
Tackles For Loss1 at Oregon (9-1-12)

#97 AMOS DRAPER, DL, JR.

Tackles7 at Navy (11-20-10)
Tackles For Loss3 at Troy (9-25-10)
Sacks1, three times (last vs. Middle Tennessee, 11-2-10)
Fumbles Forced1, twice (last at Troy, 9-25-10)
Fumbles Recovered1 vs. Middle Tennessee (11-2-10)
Blocked Field Goals1 at Louisiana-Lafayette (9-11-10)

#98 RYAN CARRETHERS, DL, JR.

Tackles10 vs. Memphis (9-8-12)
Tackles for Loss1, twice (last at WKU, 10-1-11)
Sacks1 at WKU, 10-1-11
Fumble Recoveries1 at Nebraska, 9-15-12

TEAM

SHUT OUT AN OPPONENT

ASU: 9-22-12 vs. Alcorn State (56-0)

OPP: 11-1-08, No. 2 Alabama (35-0)

RUSHED FOR OVER 250 YARDS

ASU: 9-22-12 vs. Alcorn State 56 for 396 yards)

OPP: 9-15-12 at Nebraska (59 carries for 347 yards)

RUSHED FOR OVER 300 YARDS

ASU: 9-22-12 vs. Alcorn State (56 for 396 yards)

OPP: 9-15-12 at Nebraska 59 carries for 347 yards)

PASSED FOR OVER 300 YARDS

ASU: 9-8-12 vs. Memphis (24-44-0 for 321 yards)

OPP: 9-1-12 at Oregon (28-39-1 for 308 yards)

HAD OVER 500 YARDS OF TOTAL OFFENSE

ASU: 9-22-12 vs. Alcorn State (634 yards: 396 rush, 238 pass)

OPP: 9-15-12 at Nebraska (527 yards: 347 rush, 180 pass)

HAD OVER 600 YARDS OF TOTAL OFFENSE

ASU: 9-8-12 vs. Alcorn State (634 yards: 396 rush, 238 pass)

OPP: 9-1-12 at Oregon (605 yards: 308 pass, 297 rush)

RECORDED 30 OR MORE FIRST DOWNS

ASU: 9-22-12, 30 vs. Alcorn State

OPP: 9-1-12, 34, at Oregon

FAILED TO RUSH FOR 100 YARDS

ASU: 1-8-12 vs. Northern Illinois (29 carries for 28 yards)

OPP: 9-22-12 vs. Alcorn State (33 carries for 98 yards)

FAILED TO PASS FOR OVER 100 YARDS

ASU: 11-1-08 at No. 2 Alabama (8 of 17 for 67 yards)

OPP: 9-22-12 vs. Alcorn State (14 of 27 for 32 yards)

HELD AN OPPONENT UNDER 200 YARDS TOTAL OFF.

ASU: 9-22-12 vs. Alcorn State (130 yards: 98 rush, 32 pass)

OPP: 11-1-08, No. 2 Alabama (158 yards : 91 rushing, 67 passing)

SCORED A SAFETY

ASU: 9-3-11 at Illinois

OPP: 11-19-11, Middle Tennessee

SCORED 50 OR MORE POINTS

ASU: 9-22-12 vs. Alcorn State (56-0)

OPP: 9-1-12 at Oregon (57-34)

INDIVIDUAL

PLAYER RUSHED FOR 100 YARDS

ASU: 9-22-12, Rod Smith (vs. Alcorn State), 13 carries for 104 yds

OPP: 9-15-12, Ameer Abdullah (Nebraska), 30 carries for 167 yards

PLAYER RUSHED FOR 200 YARDS

ASU: 9-6-08, Derek Lawson vs. TX Southern (18 for 209 yards)

OPP: 9-27-08, Curtis Steele, Memphis (22 carries for 203 yards)

TWO OR MORE PLAYERS RUSHED FOR 100 YARDS

ASU: 11-28-09 vs. North Texas: R. Aplin (16 carries for 122 yards) and Reggie Arnold (23 carries for 111 yards)

OPP: 10-2-10, Blial Powell (21 carries for 157 yards); Vic Anderson (18 carries for 108 yards) of Louisville

TWO OR MORE PLAYERS WITH 100 YARDS RECEIVING

ASU: 10-1-11 at Western Ky.: Dwayne Frampton (9 receptions for 126 yards) and Josh Jarboe (9 receptions for 112 yards)

PLAYER PASSED FOR 300 YARDS

ASU: 9-8-12, Ryan Aplin vs. Memphis (24-44-0 for 321 yards)

OPP: 12-3-11, Corey Robinson, Troy (32-52-2 for 311 yards)

PLAYER PASSED FOR 400 YARDS

ASU: 9-11-10, Ryan Aplin at UL Lafayette (25-45-1 for 438 yards)

OPP: 2004, Clint Marks, Middle Tenn. (30-34 for 447 yards)

RETURNED A KICKOFF FOR A TOUCHDOWN

ASU: 2001, James Hickenbotham vs. Idaho (93-yards)

OPP: 10-11-08, Luther Ambrose, ULM (91 yards)

RETURNED A PUNT FOR A TOUCHDOWN

ASU: 9-27-07, Kevin Jones vs. Memphis (89 yards)

OPP: 11-3-07, L. Singleton, FIU (80 yards)

RETURNED AN INTERCEPTION FOR A TOUCHDOWN

ASU: 9-24-11, Sterling Young (vs. UCA) (31 yards)

OPP: 1-8-12, Dechan Durante (NIU)(36 yards)

RETURNED A FUMBLE FOR A TOUCHDOWN

ASU: 9-22-12, Ronnell Wright vs. Alcorn State (7 yards)

OPP: 9-8-12, Wyton McManis, Memphis (0 yards)

BLOCKED AN OPPONENT'S PUNT

ASU: 12-3-11, Qushaun Lee vs. Troy

OPP: 9-8-12, Anthony Watson (Memphis)

RETURNED A BLOCKED PUNT FOR A TOUCHDOWN

ASU: 12-3-11, Qushaun Lee (block) and Don Jones (TD) vs. Troy (12 yards)

OPP: 9-8-12, Anthony Watson (block) and Teven Jones (TD), Memphis (0 yards)

RETURNED A BLOCKED FIELD GOAL FOR A TD

ASU: 2000, Hanis Bowens vs. North Carolina State (80 yards)

OPP: 2004, Terryl Fenton, UL-Lafayette (80-yards)

RUN FROM SCRIMMAGE OF 50 YARDS OR MORE

ASU: 10-11-08, Jahbari McLennan vs. ULM (63 yards)

OPP: 9-11-10, Kevis Streeter (UL Lafayette), 71 yards

9-11-10, Chris Masson (UL Lafayette), 60 yards

PASS FROM SCRIMMAGE OF 50 YARDS OR MORE

ASU: 9-22-12, 55 yards vs. Alcorn State (Ryan Aplin to Josh

Jarboe), 54 yards vs. Alcorn State (Ryan Aplin to Carlos

McCants)

OPP: 9-17-11, 52 yards vs. Virginia Tech (L. Thomas to Danny Coale)

MADE 50+ YARD FIELD GOAL

ASU: 9-10-11, 56 yards (Bobby Zalud vs. Memphis)

OPP: 9-23-06, 50 yards (T. Morstead, SMU)

2012 ARKANSAS STATE STARTING LINEUPS**OFFENSE**

	QB	RB	H-BACK	WR/TE	WR	WR	LT	LG	C	RG	RT
OREGON	Aplin	Oku	Kincy	McCants	Jones	Muse	Williams	Haunga	Allen	Mitchell	McKnight
MEMPHIS	Aplin	Oku	Kincy	McCants	Jones	Jarboe	Williams	Haunga	Giddens	Wright	McKnight
NEBRASKA	Aplin	Hayes	Kincy	Murry	Jones	Jarboe	Williams	Haunga	Giddens	Wright	McKnight
ALCORN STATE	Aplin	Oku	Kincy	McCants	Jones	Hayes	Williams	Haunga	Giddens	Wright	McKnight

DEFENSE

	DE	DT	DT	DE	WLB	MLB	SLB	CB	CB	SS	FS
OREGON	Starson	Draper	Carrethers	Jackson	Nelms	Herrold	Jones	Scales	Tryon	Holmes	Young
MEMPHIS	Starson	Draper	Carrethers	Stone	Lee	Herrold	Jones	Scales	Tryon	Lorigan	Young
NEBRASKA	Starson	Draper	Carrethers	Stone	Lee	Herrold	Jones	Scales	Tryon	Lorgian	Young
ALCORN ST.	Starson	Wright	Carrethers	Porter	Lee	Herrold	Jones	Scales	Tryon	Lorigan	Young

2012 A-STATE LONG PLAYS (20+ YARDS)

Yds	Play	Opponent	Date	Qtr.
72	Aplin pass to Jones (TD)	Oregon	9-1	2
55	Aplin pass to Jarboe	Alcorn State	9-22	2
54	Aplin pass to McCants	Alcorn State	9-22	2
42	Aplin pass to Jarboe (TD)	Memphis	9-8	2
38	Aplin pass to McCants (TD)	Oregon	9-1	4
35	Knighten rush	Alcorn State	9-22	3
33	Knighten pass to Keaton	Alcorn State	9-22	3
33	Aplin pass to McKissic (TD)	Alcorn State	9-22	2
33	Hayes rush	Memphis	9-8	2
30	Thornton rush	Alcorn State	9-22	3
30	Aplin pass to McKissic	Memphis	9-8	4
26	Aplin pass to Jarboe	Memphis	9-8	4
26	Aplin pass to Griswold	Oregon	9-1	3
24	Aplin rush	Alcorn State	9-22	1
24	Jackson rush	Oregon	9-1	4
23	Aplin pass to McKissic	Memphis	9-8	1
23	Jackson rush	Oregon	9-1	4
22	Oku rush	Alcorn State	9-22	1
22	Aplin pass to McCants	Nebraska	9-15	2
20	Aplin pass to McCants	Memphis	9-8	1
TOTAL: 20 50+: 3 40+: 4 30+: 11				

2012 ARKANSAS STATE SCORING DRIVES

	Plays	Yards	TOP (QTR)	Score
OREGON (6: 4 TD/2 FG)				
	12	56	3:30 (2nd)	Davis 43-yard field goal
	2	80	0:19 (2nd)	Aplin 72-yard pass to Jones
	14	74	4:14 (3rd)	Davis 29-yard field goal
	6	55	1:42 (3rd)	Aplin 6-yard pass to Jarboe
	7	71	2:48 (4th)	Aplin 38-yard pass to McCants
	6	75	2:06 (4th)	Aplin 1-yard run
MEMPHIS (6: 4 TD/2 FG)				
	11	75	3:57 (1st)	Davis 23-yard field goal
	14	75	4:49 (2nd)	Jackson 1-yard run
	2	75	0:28 (2nd)	Aplin 42-yard pass to Jarboe
	13	89	4:46 (3rd)	Jackson 1-yard run
	12	67	3:20 (3rd)	Davis 25-yard field goal
	9	80	2:38 (4th)	Oku 1-yard run
NEBRASKA (2: 0 TD/2 FG)				
	9	59	2:24 (2nd)	Davis 31-yard field goal
	4	0	0:53 (3rd)	Davis 32-yard field goal
ALCORN STATE (7: 7 TD/0FG)				
	10	72	3:37 (1st)	Oku 12-yard run
	7	59	1:43 (2nd)	McKissic 33-yard reception
	5	18	1:55 (2nd)	Oku 1-yard run
	3	69	0:49 (2nd)	Jones 11-yard reception
	6	79	2:26 (2nd)	Murry 7-yard reception
	7	93	2:45 (3rd)	Thornton 3-yard run
	11	83	4:41 (4th)	Smith 6-yard run

TOTAL SCORING DRIVES: 21

SCORING DRIVES TAKING TWO MINUTES OR LESS: 7 (33% of all drives)

SCORING DRIVES TAKING FOUR MINUTES OR LONGER: 4 (19% of all drives)

2012 ARKANSAS STATE FOOTBALL NOTES: GAME RECAPS

SEPT. 1, 2012 • AUTZEN STADIUM: 56,144
No. 5 Oregon 57, Arkansas State 34

EUGENE, Ore. - Arkansas State senior quarterback Ryan Aplin became ASU's all-time leader in total offense and career passing yards, while senior wide out Josh Jarboe tied the school record with 13 pass receptions, but the No. 5-ranked Oregon Ducks countered with 605 yards of total offense and defeated the Red Wolves 57-34 at Autzen Stadium in the season opener for both teams. Aplin passed Corey Leonard to become ASU's all-time leader in total offense with 9,075 yards. Aplin also passed Cleo Lemon to become A-State's all-time leader in passing yards with 7,720 yards. He finished the night 29-of-44 for 304 yards and three touchdown passes, while Jarboe had 66 yards receiving and a touchdown.

Score by Quarters	1	2	3	4	Score
Arkansas State	0	10	10	14	34
Oregon	29	21	0	7	57

Team	Qtr	Time	Scoring play	Pys-Yds	TOP	Score
ORE	1	13:22	Barner 4 yd run	7-73	1:38	0-8
ORE	1	09:19	Thomas 12 yd rec	7-67	1:43	0-15
ORE	1	07:57	Huff 4 yd rec	3-22	0:29	0-22
ORE	1	02:27	Barner 17 yd run	8-56	2:54	0-29
ASU	2	13:57	Davis 43 yd FG	12-56	3:30	3-29
ORE	2	12:57	Thomas 12 yd rec	5-67	1:00	3-36
ORE	2	10:45	Thomas 33 yd run	2-48	0:23	3-43
ORE	2	07:06	Marshall 3 yd run	12-53	2:39	3-50
ASU	3	03:20	Jones 72 yd rec	2-80	0:19	10-50
ASU	3	10:46	Davis 29 yd FG	14-74	4:14	13-50
ASU	3	01:53	Jarboe 6 yd rec	6-55	1:42	20-50
ORE	4	11:36	Vaughn 7 yd rec	13-68	5:17	20-57
ASU	4	08:48	McCants 38 yd rec	7-71	2:48	27-57
ASU	4	04:30	Aplin 1 yd run	6-75	2:06	34-57

TEAM STATISTICS

	ASU	ORE
First Downs	27	34
Net yards rushing	226	297
Net yards passing	304	308
Passes Comp-Att-Int	29-44-1	28-39-1
Total Net Yards	530	605
Fumbles: Number-Lost	3-2	2-0
Penalties: Number-Yards	6-57	8-75
Possession Time	27:27	32:33
Third Down Conversions	4 of 12	10 of 19
Sacks By: Number-Yards	1-9	0-0

INDIVIDUAL STATISTICS

RUSHING: Arkansas State-Oku, David 12-81; Jackson, F. 7-72; Aplin, Ryan 12-37; Thornton, S. 1-17; Jarboe, Josh 4-13; McKissic, J.D. 1-6. Oregon Ducks-Barner, Kenjon 9-66; Thomas, D. 3-64; Marshall, Byron 24-64; Forde, Ayele 12-44; Bennett, Bryan 4-34; Mariota, Marcus 4-24; Bassett, Kenny 1-1. **PASSING:** Arkansas State-Aplin, Ryan 29-44-1-304. Oregon Ducks-Mariota, Marcus 18-22-0-200; Bennett, Bryan 10-17-1-108. **RECEIVING:** Arkansas State-Jarboe, Josh 13-66; McKissic, J.D. 4-28; Oku, David 3-21; Jones, Julian 2-80; McCants, Carlos 1-38; Griswold, D. 1-26; Kincy, Anthony 1-14; Murry, Kedric 1-11; Jackson, F. 1-8; Muse, Allen 1-7; Stockemer, T. 1-5. Oregon Ducks-Thomas, D. 4-55; Lowe, Keanon 4-34; Addison, Bralon 3-15; Kelley, B.J. 2-39; Stanford, D. 2-24; Vaughn, Rahsaan 2-22; Huff, Josh 2-22; Hawkins, Daryle 2-20; Lyerla, Colt 2-18; Brown, Pharaoh 1-16; Dungy, Eric 1-15; Butterfield, B. 1-11; Stanton, Blake 1-9; Barner, Kenjon 1-8. **INTERCEPTIONS:** Arkansas State-Scales, Chaz 1-5. Oregon Ducks-Boyet, John 1-25. **FUMBLES:** Arkansas State-Aplin, Ryan 2-1; Jackson, F. 1-1. Oregon Ducks-Addison, Bralon 1-0; Brown, Pharaoh 1-0.

JOSH JARBOE, SR. WR



SEPT. 8, 2012 • LIBERTY BANK STADIUM: 28,041
Arkansas State 33, Memphis 28

JONESBORO - Arkansas State football team piled up 619 yards of total offense as the Red Wolves defeated the Memphis Tigers 33-28 before 28,041 fans at Liberty Bank Stadium. The crowd was the fourth-largest to watch a game in Jonesboro in ASU history and marked the home debut of first-year head coach Gus Malzahn. The Red Wolves 619 yards of total offense was their most against an FBS opponent since recording a school-record 681 yards against Louisiana-Lafayette in 2007. ASU rallied from a 14-3 deficit behind a strong effort from running back David Oku. The junior ran for 111 yards on 25 carries, including the go-ahead touchdown in the fourth quarter with 6:31 left in the game.

Score by Quarters	1	2	3	4	Score
Arkansas State	3	14	10	6	33
Memphis	7	14	7	0	28

Team	Qtr	Time	Scoring play	Pys-Yds	TOP	Score
MEM	1	12:18	Cross 18 yd rec	7-77	2:42	0-7
ASU	1	08:15	Davis 23 yd FG	11-75	3:57	3-7
MEM	2	10:45	Jones punt block recovery in the end zone			3-14
ASU	2	05:56	Jackson 1 yd run	14-75	4:49	10-14
MEM	2	03:46	Malon 41 yd rec	5-73	2:03	10-21
ASU	2	03:18	Jarboe 42 yd rec	2-75	0:28	17-21
ASU	3	07:59	Jackson 1 yd run	13-89	4:46	24-21
MEM	3	04:03	McManis fumble recovery in the end zone			24-28
ASU	3	00:43	Davis 25 yd FG	12-67	3:20	27-28
ASU	4	06:31	Oku 1 yd run	9-80	2:38	33-28

TEAM STATISTICS

	ASU	MEM
First Downs	34	13
Net yards rushing	298	139
Net yards passing	321	154
Passes Comp-Att-Int	24-44-0	14-24-0
Total Net Yards	619	293
Fumbles: Number-Lost	1-1	1-0
Penalties: Number-Yards	4-32	4-30
Possession Time	32:48	27:12
Third Down Conversions	8 of 17	3 of 12
Sacks By: Number-Yards	1-3	0-0

INDIVIDUAL STATISTICS

RUSHING: Memphis-RHODES, Jerrell 13-70; KARAM, Jacob 7-36; STEIB, Jai 9-32; COOK, Jaquise 1-2; MATHEWS, Eric 1-1; MALONE, Keiwone 1-minus 2. Arkansas State-Oku, David 25-111; Aplin, Ryan 6-73; Hayes, Rocky 4-68; Jackson, F. 14-38; Knighten, Fredi 4-8; Jarboe, Josh 1-0. **PASSING:** Memphis-KARAM, Jacob 14-24-0-154. Arkansas State-Aplin, Ryan 24-44-0-321. **RECEIVING:** Memphis-MALONE, Keiwone 7-90; CROSS, Alan 3-31; RUCKER, Marcus 2-7; TRAVIS, Reggie 1-27; RHODES, Jerrell 1-minus 1. Arkansas State-McKissic, J.D. 8-99; Jarboe, Josh 6-101; McCants, Carlos 2-39; Jones, Julian 2-27; Jackson, F. 2-13; Fleming, R.J. 1-14; Griswold, D. 1-13; Oku, David 1-8; Kincy, Anthony 1-7. **INTERCEPTIONS:** Memphis-None. Arkansas State-None. **FUMBLES:** Memphis-KARAM, Jacob 1-0. Arkansas State-McKissic, J.D. 1-1.

ROCKY HAYES, FR. RB



2012 ARKANSAS STATE FOOTBALL NOTES: GAME RECAPS

SEPT. 15, 2012 • MEMORIAL STADIUM: 85,290
No. 24 Nebraska 42, Arkansas State 13

LINCOLN, Neb. — Arkansas State suffered a 42-13 loss to 24th-ranked Nebraska before a Memorial Stadium crowd of 85,290 in Lincoln. The A-State defense and special teams combined to recover four Nebraska fumbles, but the Huskers offense racked up 527 yards of total offense, including 347 yards on the ground, to pull away for the victory. ASU trailed 28-3 at halftime, but pulled within 28-13 with 4:19 left in third quarter after taking advantage of a pair of Nebraska turnovers. Qushaun Lee recovered a fumble in the end zone for ASU's only touchdown and Brian Davis kicked a field goal almost six minutes later to trim ASU's deficit to 15 points. However, Nebraska tacked on a pair of fourth quarter touchdowns to set the final score.

Score by Quarters	1	2	3	4	Score
Arkansas State	0	3	10	0	13
Nebraska	14	14	0	14	42

Team	Qtr	Time	Scoring play	Pys-Yds	TOP	Score
NEB	1	09:55	Abdullah 1 yd run	9-51	2:52	0-7
NEB	1	00:30	Kenny 42 yd rec	5-67	2:06	0-14
ASU	2	13:00	Davis 31 yd FG	9-59	2:24	3-14
NEB	2	09:29	Bell 25 yd rec	6-72	3:24	3-21
NEB	2	00:35	Abdullah 2 yd run	10-75	5:00	3-28
ASU	3	10:01	Lee 1 yd fumble rec	-	-	10-28
ASU	3	04:19	Davis 32 yd FG	4-0	0:53	13-28
NEB	4	12:50	Cross 2 yd run	12-57	6:22	13-35
NEB	4	09:01	Martinez 18 yd run	4-43	1:28	13-42

TEAM STATISTICS

	ASU	NEB
First Downs	17	26
Net yards rushing	148	347
Net yards passing	138	180
Passes Comp-Att-Int	16-32-1	13-14-0
Total Net Yards	286	527
Fumbles: Number-Lost	2-1	5-4
Penalties: Number-Yards	6-39	4-34
Possession Time	25:24	34:36
Third Down Conversions	6 of 16	10 of 13
Sacks By: Number-Yards	2-23	3-12

INDIVIDUAL STATISTICS

RUSHING: Arkansas State-Hayes, Rocky 6-47; Oku, David 11-44; Jackson, F. 8-32; Aplin, Ryan 11-18; Knighten, Fredi 1-7. Nebraska-Abdullah, Ameer 30-167; Cross, Imani 7-66; Heard, Braylon 10-54; Martinez, T. 11-54; Marrow, Mike 1-6. **PASSING:** Arkansas State-Aplin, Ryan 16-30-0-138; Knighten, Fredi 0-2-1-0. Nebraska-Martinez, T. 13-14-0-180. **RECEIVING:** Arkansas State-McKissic, J.D. 8-73; McCants, Carlos 2-26; Oku, David 2-11; Fleming, R.J. 1-12; Jones, Julian 1-8; Jarboe, Josh 1-7; Jackson, F. 1-1. Nebraska-Bell, Kenny 3-71; Enunwa, Quincy 3-34; Abdullah, Ameer 2-39; Reed, Tyler 1-22; Cotton, Ben 1-6; Long, Jake 1-4; Allen, Taariq 1-3; Heard, Braylon 1-1. **INTERCEPTIONS:** Arkansas State-None. Nebraska-Smith, P.J. 1-0. **FUMBLES:** Arkansas State-Oku, David 1-0; Aplin, Ryan 1-1. Nebraska-Martinez, T. 2-2; McDermott, C. 1-0; Marrow, Mike 1-1; Abdullah, Ameer 1-1.

SEPT. 22, 2012 • LIBERTY BANK STADIUM: 21,559
Arkansas State 56, Alcorn State 0

JONESBORO — An impressive display on both sides of the ball by Arkansas State propelled the Red Wolves to a resounding 56-0 shutout win over Alcorn State before 21,559 Liberty Bank Stadium fans in a game televised on ESPN3.com. ASU came out dominating the action on the turf in the opening half, amassing 345 yards in total offense to claim a 42-0 halftime lead. ASU chalked up a program all-time single-game seventh-most 634 yards of total offense with 396 yards in passing and 238 yards on the ground to go with 30 first downs. The Red Wolves' defense held the Alcorn State offense to only 130 yards. Ryan Aplin, along with his three touchdowns, completed 12 of 13 passes for a ASU record 92.3 completion percentage.

Score by Quarters	1	2	3	4	Score
Arkansas State	14	28	7	7	56
Alcorn State	0	0	0	0	0

Team	Qtr	Time	Scoring play	Pys-Yds	TOP	Score
ASU	1	09:02	Wright 7 yd fum rec	-	-	7-0
ASU	1	01:56	Oku 12 yd run	10-72	3:37	14-0
ASU	2	12:25	McKissic 33 yd rec	7-59	1:43	21-0
ASU	2	09:54	Oku 1 yd run	5-18	1:55	28-0
ASU	2	07:08	Jones 11 yd rec	3-69	0:49	35-0
ASU	2	02:59	Murry 7 yd rec	6-79	2:26	42-0
ASU	3	00:24	Thornton 3 yd run	7-93	2:45	49-0
ASU	4	08:39	Smith 6 yd run	11-83	4:41	56-0

TEAM STATISTICS

	ASU	ALCORN
First Downs	30	11
Net yards rushing	396	98
Net yards passing	238	32
Passes Comp-Att-Int	14-16-0	14-27-1
Total Net Yards	634	130
Fumbles: Number-Lost	2-1	3-1
Penalties: Number-Yards	5-65	5-25
Possession Time	28:24	31:36
Third Down Conversions	4 of 10	4 of 17
Sacks By: Number-Yards	2-20	0-0

INDIVIDUAL STATISTICS

RUSHING: Alcorn State-Gibbs, John 6-47; Williams III, A 6-20; Lewis, Terrance 4-14; Vessel, Brandon 2-12; Price, Joe 1-12; Jean, Marquiso 1-10; Walker, Arnold 5-3; George, Tollete 2-minus 7; Payne, Jordan 6-minus 13. Arkansas State-Smith, Rod 13-104; Oku, David 17-92; Thornton, S. 6-59; Knighten, Fredi 3-37; Gordon, Michael 6-34; Hayes, Rocky 6-26; Aplin, Ryan 1-24; Jacobs, Ryan 3-9; Davis, Zach 1-2; Fleming, R.J. 0-9. **PASSING:** Alcorn State-Gibbs, John 12-23-1-39; Payne, Jordan 2-3-0-minus 7; Vessel, Brandon 0-1-0-0. Arkansas State-Aplin, Ryan 12-13-0-198; Knighten, Fredi 2-2-0-40; Butterfield, P. 0-1-0-0. **RECEIVING:** Alcorn State-Price, Joe 3-9; Lewis, Terrance 3-minus 8; Shumaker, Nick 2-11; Turner, Jarvis 2-2; Shelby, Marti 1-9; Williams III, A 1-6; Brooks, Nick 1-5; R, Whitmore Jr. 1-minus 2. Arkansas State-McKissic, J.D. 6-49; Jarboe, Josh 1-55; McCants, Carlos 1-54; Keaton, Derek 1-33; Kincy, Anthony 1-17; Jones, Julian 1-11; Gordon, Michael 1-7; Murry, Kedric 1-7; Oku, David 1-5. **INTERCEPTIONS:** Alcorn State-None. Arkansas State-Jones, Don 1-23. **FUMBLES:** Alcorn State-Payne, Jordan 1-1; Lewis, Terrance 1-0; Walker, Arnold 1-0. Arkansas State-Knighten, Fredi 1-0; Hayes, Rocky 1-1.

SHERVARIUS JACKSON, SR. DE



DAVID OKU, JR. RB



ASU SPORTS INFORMATION STAFF

Jerry Scott, Director

Office: 870-972-3405

Cell: 870-243-6021

jscott@astate.edu

Chris Graddy, Assistant Director

Office: 870-972-2707

Cell: 870-351-1692

christop.graddy@smail.astate.edu

TBA, Assistant Director

Office: 870-972-3547

TBA, Graduate Assistant

Office: 870-972-2428

Main Phone/FAX: 870-972-2541/3367

Mailing Address:

P.O. Box 1000, State University, AR 72467

Delivery Address:

217 Olympic Dr., Jonesboro, AR 72401

ARKANSAS STATE RADIO NETWORK

The Arkansas State Radio Network will broadcast every ASU football game during the 2011 season, originating from flagship station 107.9 FM (KFIN).

KFIN 107.9 FMJonesboro (Flagship)

KTRQ 102.3.....Memphis

93.3 FMLittle Rock

KEAZ 100.7 FMSearcy/Heber Springs

KFLI 104.7 FMSearcy

KCCB 1260 AMCorning

KCTT 101.7 FMMountain Home

KWYN 1400 AMWynne

KRLW 1320 AMWalnut Ridge/Pocahontas

KRLW 106.3 FMWalnut Ridge/Pocahontas

KWAK 105.5 FMStuttgart

KQEW 102.3 FMFordyce

KOOO 104.7 FM.....Hardy

KOTN 102.5 FMGould/Monticello

LIVE AT THE BRICKHOUSE

The "Live at the Brickhouse" radio show can be heard live on KFIN (107.9 FM), running from 7:00-8:00 p.m. each Tuesday throughout the season. The show will broadcast from the Brickhouse Grill, where those in attendance were able to ask questions for ASU's head football coach Gus Malzahn. Archives for the show can also be accessed through the StateZone on Arkansas State's official athletic web site (AStateRedwolves.com). EAB Sports Radio Network broadcaster Matt Stolz hosts the show.

THE GUS MALZAHN SHOW

"The Gus Malzahn Show," a weekly television program featuring Arkansas State's head football coach airs each Sunday throughout the season at 4:30 p.m. KATV-7 in Little Rock and at 10:30 p.m. on KAIT-8 in Jonesboro. The 30-minute show is hosted by East Arkansas Broadcasters radio host Mickey Ryan and provides fans with an in-depth look at the Red Wolves' football team. The show features game highlights, an interview with Coach Malzahn and weekly features on players and coaches.

POST-GAME INTERVIEWS: The Arkansas State locker room is closed to all members of the media. Head coach and requested assistant coaches and players will be available for interviews in the designated area following a brief cooling off period.

WEEKLY MEDIA CONFERENCE: Media representatives are encouraged to visit with ASU head coach Gus Malzahn during his weekly press conference, held Monday's at 11:30 a.m. at the ASU Football Facility. Quotes from the press conference will be available at AStateRedWolves.com as well.

PRACTICE COVERAGE: Arkansas State football practice is open to the media the first 20 minutes Tuesday and Wednesday. TV crews wishing to shoot practice must notify the sports information office in advance. Players and coaches are available for interviews following each practice, Tuesday-Wednesday.

WEEKLY RELEASES: All Arkansas State weekly football releases can be obtained as a PDF document on the athletics Web site at AStateRedWolves.com. To be added to the e-mail broadcast list for all football releases or if you would like releases faxed to you, contact Jerry Scott in the sports information office.

TWITTER: The Arkansas State Sports Information Office frequently posts information on a weekly basis, including updated in-game notes, on its official Twitter account. Media can follow the Twitter account @ASateSID.

PLAYER INTERVIEWS: All interviews with Arkansas State players must be arranged through the Sports Information Office. Please contact Jerry Scott.

SUN BELT TELECONFERENCE: The Sun Belt Conference will conduct a weekly teleconference with each of the league's head coaches each Monday throughout the season. Additional information can be found on the SBC Media Services page located in the notes package.

SUN BELT CONFERENCE WEEKLY VIDEO HIGHLIGHTS: The conference office will provide a weekly highlights and interviews for each SBC school throughout the season. Additional information can be found on the SBC Media Services page located in the notes package.

VIDEO HIGHLIGHTS: The Arkansas State Department of Athletics regularly posts video from ASU football press conferences, practices and games to the department's FTP site. Television stations wishing to access the FTP site to download video and sound should contact the ASU Sports Information Office.

COLLEGE PRESS BOX: Media can access notes, quotes, stats, media information and much more from Arkansas State and its opponents on the Sun Belt section of CollegePressBox.com. To access the site, visit www.collegepressbox.com. For the site's username and password, please contact the ASU Sports Information Office.

DIRECTIONS TO ASU STADIUM:

From Memphis International Airport: Start going toward the Airport Exit on Winchester Road. Bear right on Plough Boulevard for 1.4 miles. Take ramp onto I-240 West toward I-240 Little Rock/Downtown for 2.6 miles. Continue on I-55 North for 6.1 miles. Take the St. Louis/Little Rock exit on I-55 North and go 24.4 miles. Take exit 23B/Marked Tree/Jonesboro onto US-61 for 0.5 miles. Continue on US-63 North for 41 miles. Take ramp toward Caraway Road/Stadium Boulevard for 0.2 miles. Bear right on Stadium Boulevard and go 2.2 miles until seeing ASU Stadium on the left. Parking is available for the working media on the northwest grass lot of the stadium complex.

From Little Rock National Airport: Leaving the airport on East Roosevelt Road go 0.3 miles and continue on Annie M. Bankhead Drive for another 0.4 miles. Turn left to take the ramp onto I-440 East toward TO I-40 for 11.3 miles. Take the Jacksonville exit onto US-67 North and go 96.5 miles. Turn right on AR-226E and go 11.7 miles. Turn right on Co. Road 203. Turn left on US-49 and 6.5 miles. Take ramp onto US 49 North and go 2.7 miles until taking the Stadium Boulevard exit for 0.2 miles. Turn left on Stadium Boulevard and go 2.4 miles until seeing ASU Stadium on the left. Parking is available for working media on the northwest grass lot of the stadium complex.

2012 SUN BELT CONFERENCE FOOTBALL

Sun Belt Conference Media Services

Weekly Release

The Sun Belt Conference Media Relations staff will produce a weekly football release on Mondays throughout the season, which will include updated standings, notes, results and game previews. The full release, including overall and conference-only statistics will be available as a PDF file. Notes will be e-mailed to media outlets in text format with a complete PDF file attached.

www.sunbeltsports.org

The Sun Belt Conference has complete and up-to-date information on its internet website at www.sunbeltsports.org. The site contains current news on all happenings around the Sun Belt, including the nine football schools. Football standings, results and game recaps will be updated after games are played. Statistics – conference and team-by-team – will be updated by Sunday afternoon, or earlier depending on late night games on the West Coast. The Sun Belt Football Media Guide is available on the website, including the records section. To keep up with games in-progress, check member school websites for broadcast information.

Weekly Video Feed

The Sun Belt Conference will produce a weekly video highlight feed. The feed will be made available by internet only for the 2012 season.

Additional Resources

The Sun Belt Conference is part of the College Pressbox network available at www.collegepressbox.com. The league also maintains a file sharing server for all sports at <https://sunbeltsports.egnyte.com/>. For login credentials for either site please contact John McElwain (mcelwain@sunbeltsports.org).

Weekly Awards

The Sun Belt Conference names an offensive, defensive and special teams player of the week each Monday morning during the season. Winners are chosen by a media panel from nominations provided by the Sun Belt sports information directors.

Annual Awards

All-Sun Belt first and second teams, Players of the Year on offense and defense, Freshman of the Year and Coach of the Year are selected by a vote of the league's ten head coaches and select members of the media at the conclusion of the regular season. Each coach also selects two individuals for Honorable Mention All-Sun Belt. Coaches are not allowed to vote for themselves or their own players. Sun Belt football student-athletes are recognized for academic achievement in July with the release of the Sun Belt Commissioner's List and Academic Honor Roll.

Sun Belt Football Media Relations Contacts

Contact	Phone	Email
Sun Belt - John McElwain	(504) 299-9066	mcelwain@sunbeltsports.org
Arkansas State - Jerry Scott	(870) 972-2541	jscott@astate.edu
Florida Atlantic - Katrina McCormack	(561) 297-3163	kmccormi@fau.edu
FIU - Joe Hornstein	(305) 348-6666	jhornste@fiu.edu
Louisiana-Lafayette - Brian McCann	(337) 482-6331	bjm5269@louisiana.edu
Louisiana-Monroe - Alex Edwards	(318) 342-5463	edwards@ulm.edu
Middle Tennessee - Mark Owens	(615) 898-5057	owens@goblueraiders.com
North Texas - Eric Capper	(940) 565-2476	ecapper@unt.edu
South Alabama - Brian Fremund	(251) 414-8032	bfremund@usouthal.edu
Troy - Adam Prendergast	(334) 670-3832	aprendergast@troy.edu
WKU - Chris Glowacki	(270) 745-5388	chris.glowacki@wku.edu

Sun Belt Conference Coaches Teleconference Call

Contact John McElwain
(mcelwain@sunbeltsports.org) for info
Conducted every Monday from
August 27 to November 26

Schedule of Events (All times Central):

10:30 a.m. -- Announcements
10:32 a.m. -- Carl Pelini, FAU
10:38 a.m. -- Larry Blakeney, Troy
10:44 a.m. -- Gus Malzahn, ASU
10:50 a.m. -- Mark Hudspeth, ULL
10:56 a.m. -- Todd Berry, ULM
11:02 a.m. -- Rick Stockstill, MT
11:08 a.m. -- Dan McCarney, NT
11:14 a.m. -- Mario Cristobal, FIU
11:20 a.m. -- Willie Taggart, WKU
11:26 a.m. -- Joey Jones, USA

Sun Belt Conference Video Feed

Contact Travis Llewellyn
(llewellyn@sunbeltsports.org) for info.
Conducted every Tuesday from
August 28 to November 27 - 2:00 p.m. (CT)

The Sun Belt Conference will provide a weekly video feed of head coach interviews and game highlights each Tuesday during the 2011 football season. The video feed will be made available exclusively through a digital download this season using the website <https://sunbeltsports.egnyte.com/>. New videos made available on this site will be uploaded on Tuesday of each week by 2 p.m. The videos will also be maintained and archived throughout the season. Members of the media may also find supplementary content on this site such as logos and photos. For login information please contact Travis Llewellyn (llewellyn@sunbeltsports.org) or John McElwain (mcelwain@sunbeltsports.org).

FOLLOW THE SUN BELT CONFERENCE ONLINE:



www.sunbeltsports.org

facebook

facebook.com/theSunBeltConference

twitter

@The_Sun_Belt

The Automated ScoreBook
Arkansas State Game Results (as of Sep 22, 2012)
All games

Date	Opponent		Score	Overall	Conference	Time	Attend
09/01/12	at #5 Oregon Ducks	L	34-57	0-1	0-0	3:35	56144
Sep 08, 2012	MEMPHIS	W	33-28	1-1	0-0	3:10	28041
Sep 15, 2012	at Nebraska	L	13-42	1-2	0-0	3:13	85290
Sep 22, 2012	ALCORN STATE	W	56-0	2-2	0-0	2:59	21559

The Automated ScoreBook

Arkansas State Combined Team Statistics (as of Sep 22, 2012)

All games

Date	Opponent		Score	Att.
09/01/12	at #5 Oregon Ducks	L	34-57	56144
Sep 08, 2012	MEMPHIS	W	33-28	28041
Sep 15, 2012	at Nebraska	L	13-42	85290
Sep 22, 2012	ALCORN STATE	W	56-0	21559

Record:	Overall	Home	Away	Neutral
All games	2-2	2-0	0-2	0-0
Conference	0-0	0-0	0-0	0-0
Non-Conference	2-2	2-0	0-2	0-0

Rushing	gp	att	gain	loss	net	avg	td	lg	avg/g
Oku, David	4	65	329	1	328	5.0	3	22	82.0
Aplin, Ryan	4	30	179	27	152	5.1	1	24	38.0
Jackson, F.	3	29	144	2	142	4.9	2	24	47.3
Hayes, Rocky	4	16	145	4	141	8.8	0	33	35.2
Smith, Rod	2	13	104	0	104	8.0	1	11	52.0
Thornton, S.	2	7	76	0	76	10.9	1	30	38.0
Knighten, Fredi	3	8	59	7	52	6.5	0	35	17.3
Gordon, Michael	1	6	34	0	34	5.7	0	15	34.0
Jarboe, Josh	4	5	13	0	13	2.6	0	7	3.2
Fleming, R.J.	3	0	9	0	9	0.0	0	0	3.0
Jacobs, Ryan	1	3	9	0	9	3.0	0	4	9.0
McKissic, J.D.	4	1	6	0	6	6.0	0	6	1.5
Davis, Zach	1	1	2	0	2	2.0	0	2	2.0
Total	4	184	1109	41	1068	5.8	8	35	267.0
Opponents	4	181	990	109	881	4.9	8	45	220.2

Passing	gp	effic	comp-att-int	pct	yds	td	lg	avg/g
Aplin, Ryan	4	139.56	81-131-1	61.8	961	7	72	240.2
Knighten, Fredi	3	84.00	2-4-1	50.0	40	0	33	13.3
Butterfield, P.	1	0.00	0-1-0	0.0	0	0	0	0.0
Total	4	136.90	83-136-2	61.0	1001	7	72	250.2
Opponents	4	142.32	69-104-2	66.3	674	8	42	168.5

Receiving	gp	no.	yds	avg	td	lg	avg/g
McKissic, J.D.	4	26	249	9.6	1	33	62.2
Jarboe, Josh	4	21	229	10.9	2	55	57.2
Oku, David	4	7	45	6.4	0	13	11.2
McCants, Carlos	4	6	157	26.2	1	54	39.2
Jones, Julian	4	6	126	21.0	2	72	31.5
Jackson, F.	3	4	22	5.5	0	10	7.3
Kincy, Anthony	4	3	38	12.7	0	17	9.5
Griswold, D.	3	2	39	19.5	0	26	13.0
Fleming, R.J.	3	2	26	13.0	0	14	8.7
Murry, Kedric	4	2	18	9.0	1	11	4.5
Keaton, Derek	4	1	33	33.0	0	33	8.2
Gordon, Michael	1	1	7	7.0	0	7	7.0
Muse, Allen	1	1	7	7.0	0	7	7.0
Stockemer, T.	1	1	5	5.0	0	5	5.0
Total	4	83	1001	12.1	7	72	250.2
Opponents	4	69	674	9.8	8	42	168.5

Field Goals	fg	pct.	01-19	20-29	30-39	40-49	50-99	lg	blk
Davis, Brian	6-8	75.0	0-0	3-4	2-3	1-1	0-0	43	0

Scoring	td	fg	kick	PAT rush	rcv	pass	dxp	saf	pts
Davis, Brian	-	6-8	16-16	-	-	-	-	-	34
Oku, David	3	-	-	-	-	-	-	-	18
Jackson, F.	2	-	-	-	-	-	-	-	12
Jones, Julian	2	-	-	-	-	-	-	-	12
Jarboe, Josh	2	-	-	-	-	-	-	-	12
Aplin, Ryan	1	-	-	0-1	-	-	-	-	6
Wright, Ronnell	1	-	-	-	-	-	-	-	6
Lee, Qushaun	1	-	-	-	-	-	-	-	6
Murry, Kedric	1	-	-	-	-	-	-	-	6
Thornton, S.	1	-	-	-	-	-	-	-	6
Smith, Rod	1	-	-	-	-	-	-	-	6
McCants, Carlos	1	-	-	-	-	-	-	-	6
McKissic, J.D.	1	-	-	-	-	-	-	-	6
Total	17	6-8	16-16	0-1	-	-	-	-	136
Opponents	18	0-3	17-17	-	1	1-1	-	-	127

Score by Quarters	1st	2nd	3rd	4th	OT	Total
Arkansas State	17	55	37	27	0	136
Opponents	50	49	7	21	0	127

Team Statistics	ASU	OPP
FIRST DOWNS	108	84
Rushing	64	48
Passing	40	31
Penalty	4	5
RUSHING YARDAGE	1068	881
Rushing Attempts	184	181
Average Per Rush	5.8	4.9
Average Per Game	267.0	220.2
TDs Rushing	8	8
PASSING YARDAGE	1001	674
Comp-Att-Int	83-136-2	69-104-2
Average Per Pass	7.4	6.5
Average Per Catch	12.1	9.8
Average Per Game	250.2	168.5
TDs Passing	7	8
TOTAL OFFENSE	2069	1555
Average Per Play	6.5	5.5
Average Per Game	517.2	388.8
KICK RETURNS: #-Yards	11-238	16-261
PUNT RETURNS: #-Yards	4-10	9-50
INT RETURNS: #-Yards	2-28	2-25
FUMBLES-LOST	8-5	11-5
PENALTIES-Yards	21-193	21-164
PUNTS-AVG	16-36.8	22-41.8
TIME OF POSSESSION/Game	28:31	31:29
3RD-DOWN Conversions	22/55	27/61
4TH-DOWN Conversions	4/9	6/7

Interceptions	no.	yds	avg	td	lg
Scales, Chaz	1	5	5.0	0	5
Jones, Don	1	23	23.0	0	23

Punting	no.	yds	avg	lg	tb	fc	i20	50+	blk
Sullivent, N.	12	502	41.8	58	1	0	1	3	1
Wilbourn, Ryan	2	68	34.0	35	0	0	0	0	0
Aplin, Ryan	1	19	19.0	19	0	0	1	0	0
TEAM	1	0	0.0	0	0	0	0	0	0

Punt Returns	no.	yds	avg	td	lg
McKissic, J.D.	2	-10	-5.0	0	0
Hayes, Rocky	2	20	10.0	0	22
Total	4	10	2.5	0	22
Opponents	9	50	5.6	1	21

Kick Returns	no.	yds	avg	td	lg
Oku, David	4	71	17.8	0	22
Hayes, Rocky	3	81	27.0	0	31
Tryon, Andrew	2	33	16.5	0	19
Jackson, F.	2	53	26.5	0	27
Total	11	238	21.6	0	31
Opponents	16	261	16.3	0	28

All Purpose	g	rush	rcv	pr	kr	ir	total	avg/g
Oku, David	4	328	45	0	71	0	444	111.0
McKissic, J.D.	4	6	249	-10	0	0	245	61.2
Hayes, Rocky	4	141	0	20	81	0	242	60.5
Jarboe, Josh	4	13	229	0	0	0	242	60.5
Jackson, F.	3	142	22	0	53	0	217	72.3
Total	4	1068	1001	10	238	28	2345	586.2
Opponents	4	881	674	50	261	25	1891	472.8

Total Offense	g	plays	rush	pass	total	avg/g
Aplin, Ryan	4	161	152	961	1113	278.2
Oku, David	4	65	328	0	328	82.0
Jackson, F.	3	89	142	0	142	47.3

The Automated ScoreBook
Arkansas State Overall Team Statistics (as of Sep 22, 2012)
All games

Team Statistics	ASU	OPP
SCORING	136	127
Points Per Game	34.0	31.8
FIRST DOWNS	108	84
Rushing	64	48
Passing	40	31
Penalty	4	5
RUSHING YARDAGE	1068	881
Yards gained rushing	1109	990
Yards lost rushing	41	109
Rushing Attempts	184	181
Average Per Rush	5.8	4.9
Average Per Game	267.0	220.2
TDs Rushing	8	8
PASSING YARDAGE	1001	674
Comp-Att-Int	83-136-2	69-104-2
Average Per Pass	7.4	6.5
Average Per Catch	12.1	9.8
Average Per Game	250.2	168.5
TDs Passing	7	8
TOTAL OFFENSE	2069	1555
Total Plays	320	285
Average Per Play	6.5	5.5
Average Per Game	517.2	388.8
KICK RETURNS: #-Yards	11-238	16-261
PUNT RETURNS: #-Yards	4-10	9-50
INT RETURNS: #-Yards	2-28	2-25
KICK RETURN AVERAGE	21.6	16.3
PUNT RETURN AVERAGE	2.5	5.6
INT RETURN AVERAGE	14.0	12.5
FUMBLES-LOST	8-5	11-5
PENALTIES-Yards	21-193	21-164
Average Per Game	48.2	41.0
PUNTS-Yards	16-589	22-920
Average Per Punt	36.8	41.8
Net punt average	32.4	41.4
KICKOFFS-Yards	27-1422	22-1401
Average Per Kick	52.7	63.7
Net kick average	48.0	40.4
TIME OF POSSESSION/Game	28:31	31:29
3RD-DOWN Conversions	22/55	27/61
3rd-Down Pct	40%	44%
4TH-DOWN Conversions	4/9	6/7
4th-Down Pct	44%	86%
SACKS BY-Yards	6-55	3-12
MISC YARDS	0	0
TOUCHDOWNS SCORED	17	18
FIELD GOALS-ATTEMPTS	6-8	0-3
ON-SIDE KICKS	0-0	0-0
RED-ZONE SCORES	(16-21) 76%	(12-17) 71%
RED-ZONE TOUCHDOWNS	(11-21) 52%	(12-17) 71%
PAT-ATTEMPTS	(16-16) 100%	(17-17) 100%
ATTENDANCE	49600	141434
Games/Avg Per Game	2/24800	2/70717
Neutral Site Games		0/0

Score by Quarters	1st	2nd	3rd	4th	OT	Total
Arkansas State	17	55	37	27	0	136
Opponents	50	49	7	21	0	127

The Automated ScoreBook
Arkansas State Overall Individual Statistics (as of Sep 22, 2012)
All games

Rushing	gp	att	gain	loss	net	avg	td	lg	avg/g
Oku, David	4	65	329	1	328	5.0	3	22	82.0
Aplin, Ryan	4	30	179	27	152	5.1	1	24	38.0
Jackson, F.	3	29	144	2	142	4.9	2	24	47.3
Hayes, Rocky	4	16	145	4	141	8.8	0	33	35.2
Smith, Rod	2	13	104	0	104	8.0	1	11	52.0
Thornton, S.	2	7	76	0	76	10.9	1	30	38.0
Knighten, Fredi	3	8	59	7	52	6.5	0	35	17.3
Gordon, Michael	1	6	34	0	34	5.7	0	15	34.0
Jarboe, Josh	4	5	13	0	13	2.6	0	7	3.2
Fleming, R.J.	3	0	9	0	9	0.0	0	0	3.0
Jacobs, Ryan	1	3	9	0	9	3.0	0	4	9.0
McKissic, J.D.	4	1	6	0	6	6.0	0	6	1.5
Davis, Zach	1	1	2	0	2	2.0	0	2	2.0
Total	4	184	1109	41	1068	5.8	8	35	267.0
Opponents	4	181	990	109	881	4.9	8	45	220.2

Passing	gp	effic	comp-att-int	pct	yds	td	lg	avg/g
Aplin, Ryan	4	139.56	81-131-1	61.8	961	7	72	240.2
Knighten, Fredi	3	84.00	2-4-1	50.0	40	0	33	13.3
Butterfiled, P.	1	0.00	0-1-0	0.0	0	0	0	0.0
Total	4	136.90	83-136-2	61.0	1001	7	72	250.2
Opponents	4	142.32	69-104-2	66.3	674	8	42	168.5

Receiving	gp	no.	yds	avg	td	lg	avg/g
McKissic, J.D.	4	26	249	9.6	1	33	62.2
Jarboe, Josh	4	21	229	10.9	2	55	57.2
Oku, David	4	7	45	6.4	0	13	11.2
McCants, Carlos	4	6	157	26.2	1	54	39.2
Jones, Julian	4	6	126	21.0	2	72	31.5
Jackson, F.	3	4	22	5.5	0	10	7.3
Kincy, Anthony	4	3	38	12.7	0	17	9.5
Griswold, D.	3	2	39	19.5	0	26	13.0
Fleming, R.J.	3	2	26	13.0	0	14	8.7
Murry, Kedric	4	2	18	9.0	1	11	4.5
Keaton, Derek	4	1	33	33.0	0	33	8.2
Gordon, Michael	1	1	7	7.0	0	7	7.0
Muse, Allen	1	1	7	7.0	0	7	7.0
Stockemer, T.	1	1	5	5.0	0	5	5.0
Total	4	83	1001	12.1	7	72	250.2
Opponents	4	69	674	9.8	8	42	168.5

Punt Returns	no.	yds	avg	td	lg
McKissic, J.D.	2	-10	-5.0	0	0
Hayes, Rocky	2	20	10.0	0	22
Total	4	10	2.5	0	22
Opponents	9	50	5.6	1	21

Interceptions	no.	yds	avg	td	lg
Jones, Don	1	23	23.0	0	23
Scales, Chaz	1	5	5.0	0	5
Total	2	28	14.0	0	23
Opponents	2	25	12.5	0	25

Kick Returns	no.	yds	avg	td	lg
Oku, David	4	71	17.8	0	22
Hayes, Rocky	3	81	27.0	0	31
Jackson, F.	2	53	26.5	0	27
Tryon, Andrew	2	33	16.5	0	19
Total	11	238	21.6	0	31
Opponents	16	261	16.3	0	28

Fumble Returns	no.	yds	avg	td	lg
Porter, Eddie	1	33	33.0	0	33
Wright, Ronnell	1	7	7.0	1	7
Jackson, S.	1	0	0.0	0	0
Lee, Qushaun	0	1	0.0	1	1
Total	3	41	13.7	2	33
Opponents	0	0	0.0	1	0

The Automated ScoreBook
Arkansas State Overall Individual Statistics (as of Sep 22, 2012)
All games

Scoring			PAT						
	td	fg	kick	rush	rcv	pass	dxp	saf	pts
Davis, Brian	-	6-8	16-16	-	-	-	-	-	34
Oku, David	3	-	-	-	-	-	-	-	18
Jackson, F.	2	-	-	-	-	-	-	-	12
Jarboe, Josh	2	-	-	-	-	-	-	-	12
Jones, Julian	2	-	-	-	-	-	-	-	12
McCants, Carlos	1	-	-	-	-	-	-	-	6
Wright, Ronnell	1	-	-	-	-	-	-	-	6
McKissic, J.D.	1	-	-	-	-	-	-	-	6
Murry, Kedric	1	-	-	-	-	-	-	-	6
Thornton, S.	1	-	-	-	-	-	-	-	6
Aplin, Ryan	1	-	-	0-1	-	-	-	-	6
Lee, Qushaun	1	-	-	-	-	-	-	-	6
Smith, Rod	1	-	-	-	-	-	-	-	6
Total	17	6-8	16-16	0-1	-	-	-	-	136
Opponents	18	0-3	17-17	-	1	1-1	-	-	127

Total Offense	g	plays	rush	pass	total	avg/g
Aplin, Ryan	4	161	152	961	1113	278.2
Oku, David	4	65	328	0	328	82.0
Jackson, F.	3	29	142	0	142	47.3
Hayes, Rocky	4	16	141	0	141	35.2
Smith, Rod	2	13	104	0	104	52.0
Knighten, Fredi	3	12	52	40	92	30.7
Thornton, S.	2	7	76	0	76	38.0
Gordon, Michael	1	6	34	0	34	34.0
Jarboe, Josh	4	5	13	0	13	3.2
Jacobs, Ryan	1	3	9	0	9	9.0
Fleming, R.J.	3	0	9	0	9	3.0
McKissic, J.D.	4	1	6	0	6	1.5
Davis, Zach	1	1	2	0	2	2.0
Total	4	320	1068	1001	2069	517.2
Opponents	4	285	881	674	1555	388.8

Field Goals	fg	pct.	01-19	20-29	30-39	40-49	50-99	lg	blk
Davis, Brian	6-8	75.0	0-0	3-4	2-3	1-1	0-0	43	0

FG Sequence	Arkansas State	Opponents
Oregon Ducks	(43),29,(29)	35
Memphis	(23),38,(25)	25
Nebraska	(31),(32)	-
Alcorn State	-	33

Numbers in (parentheses) indicate field goal was made.

Punting	no.	yds	avg	lg	tb	fc	i20	50+	blk
Sullivent, N.	12	502	41.8	58	1	0	1	3	1
Wilbourn, Ryan	2	68	34.0	35	0	0	0	0	0
Aplin, Ryan	1	19	19.0	19	0	0	1	0	0
TEAM	1	0	0.0	0	0	0	0	0	0
Total	16	589	36.8	58	1	0	2	3	1
Opponents	22	920	41.8	62	0	6	12	6	0

Kickoffs	no.	yds	avg	tb	ob	retn	net	ydln
Ferguson, Luke	23	1202	52.3	3	2			
Wilbourn, Ryan	4	220	55.0	0	1			
Total	27	1422	52.7	3	3	16.3	40.2	24
Opponents	22	1401	63.7	11	0	21.6	40.4	24

The Automated ScoreBook
Arkansas State Overall Individual Statistics (as of Sep 22, 2012)
All games

All Purpose	g	rush	rcv	pr	kr	ir	total	avg/g
Oku, David	4	328	45	0	71	0	444	111.0
McKissic, J.D.	4	6	249	-10	0	0	245	61.2
Jarboe, Josh	4	13	229	0	0	0	242	60.5
Hayes, Rocky	4	141	0	20	81	0	242	60.5
Jackson, F.	3	142	22	0	53	0	217	72.3
McCants, Carlos	4	0	157	0	0	0	157	39.2
Aplin, Ryan	4	152	0	0	0	0	152	38.0
Jones, Julian	4	0	126	0	0	0	126	31.5
Smith, Rod	2	104	0	0	0	0	104	52.0
Thornton, S.	2	76	0	0	0	0	76	38.0
Knighten, Fredi	3	52	0	0	0	0	52	17.3
Gordon, Michael	1	34	7	0	0	0	41	41.0
Griswold, D.	3	0	39	0	0	0	39	13.0
Kincy, Anthony	4	0	38	0	0	0	38	9.5
Fleming, R.J.	3	9	26	0	0	0	35	11.7
Tryon, Andrew	4	0	0	0	33	0	33	8.2
Keaton, Derek	4	0	33	0	0	0	33	8.2
Jones, Don	4	0	0	0	0	23	23	5.8
Murry, Kedric	4	0	18	0	0	0	18	4.5
Jacobs, Ryan	1	9	0	0	0	0	9	9.0
Muse, Allen	1	0	7	0	0	0	7	7.0
Stockemer, T.	1	0	5	0	0	0	5	5.0
Scales, Chaz	4	0	0	0	0	5	5	1.2
Davis, Zach	1	2	0	0	0	0	2	2.0
Total	4	1068	1001	10	238	28	2345	586.2
Opponents	4	881	674	50	261	25	1891	472.8

The Automated ScoreBook
Arkansas State Overall Defensive Statistics (as of Sep 22, 2012)
All games

##	Defensive Leaders	gp	Tackles				Sacks no-yds	Pass defense			Fumbles		blkd	
			ua	a	tot	tfl/yds		int-yds	brup	qbh	rcv-yds	ff	kick	saf
40	Herrold, Nathan	4	15	22	37	2.5-13	1.0-9	.	2	.	.	2	.	.
48	Lee, Qushaun	4	19	12	31	.	.	.	1	.	0-1	1	.	.
98	Carrethers, R.	4	4	19	23	0.5-1	1-0	.	.	.
11	Young, Sterling	4	11	10	21	1.0-2	.	.	1
91	Starson, Tim	4	7	14	21	6.0-16	1.0-3
5	Jones, Don	4	13	6	19	1.0-2	.	1-23
5B	Scales, Chaz	4	12	7	19	1.0-1	.	1-5	1
20	Lorigan, Cole	4	10	7	17	.	.	.	1
12	Coleman, Kyle	4	4	13	17	2.0-4	.	.	1
37	Porter, Eddie	4	5	10	15	1.5-11	1.0-11	.	.	.	1-33	2	.	.
42	Stone, Chris	4	5	7	12	2.0-11
24	Tryon, Andrew	4	8	3	11
53	Nelms, Nick	4	3	7	10	0.5-5	0.5-5
29	Humes, Chris	4	5	5	10
90	Wright, Ronnell	3	4	4	8	1-7	.	.	.
54	Jackson, S.	4	3	5	8	3.0-20	1.5-18	.	.	.	1-0	1	.	.
77	Blackmon, D.	3	2	5	7	0.5-1
33	Victorian, J.	4	3	3	6
97	Draper, Amos	4	1	5	6	1.5-7
8	Holmes, Tausean	2	5	1	6	.	.	.	1
41	Albright, L.	2	2	2	4	0.5-4
2B	Triplett, T.	4	1	3	4
94	Owens, Markel	3	2	1	3
93	Dunaway, Darius	4	1	1	2	1.0-9	1.0-9
30	Collins, Kelsey	3	1	1	2
28	Girley, C.	3	.	2	2
10	Brown, Artez	4	2	.	2
51	Oliver, Cade	4	.	1	1
32	Jacobs, Ryan	1	1	.	1
85	Murry, Kedric	4	.	1	1
50	Buckley, Darius	1	.	1	1	0.5-2
35	Gordon, Michael	1	1	.	1
7	Jones, Julian	4	.	1	1
96	Gandy, John	2	1	.	1	1.0-1
TM	TEAM	3	1	.	1	1-0	1	.	.
25	Oku, David	4	1	.	1
Total		4	153	179	332	26-110	6-55	2-28	8	.	5-41	7	.	.
Opponents		4	147	206	353	14-32	3-12	2-25	8	6	5-0	3	1	.

The Automated ScoreBook
Arkansas State Team Game-by-Game (as of Sep 22, 2012)
All games

TEAM STATISTICS

Date	Opponent	Rushing				Receiving				Passing				Kick Returns				Punt Returns				tot off
		no.	yds	td	lg	no.	yds	td	lg	cmp-att-int	yds	td	lg	no.	yds	td	lg	no.	yds	td	lg	
09/01/12	at Oregon Ducks	37	226	1	24	29	304	3	72	29-44-1	304	3	72	6	111	0	26	0	0	0	0	530
Sep 08	MEMPHIS	54	298	3	33	24	321	1	42	24-44-0	321	1	42	1	19	0	19	2	-10	0	0	619
Sep 15	at Nebraska	37	148	0	15	16	138	0	22	16-32-1	138	0	22	3	77	0	27	1	22	0	22	286
Sep 22	ALCORN STATE	56	396	4	35	14	238	3	55	14-16-0	238	3	55	1	31	0	31	1	-2	0	0	634
Arkansas State		184	1068	8	35	83	1001	7	72	83-136-2	1001	7	72	11	238	0	31	4	10	0	22	2069
		181	881	8	45	69	674	8	42	69-104-2	674	8	42	16	261	0	28	9	50	1	21	1555

Games played: 4
 Avg per rush: 5.8
 Avg per catch: 12.1
 Pass efficiency: 136.90
 Kick ret avg: 21.6
 Punt ret avg: 2.5
 All purpose avg/game: 586.2
 Total offense avg/gm: 517.2

		Tackles				Sacks	Fumble		Pass Defense			Blkd	PAT Attempts					
Date	Opponent	ua	a	total	tfl-yds	no-yds	ff	fr-yds	int-yds	qbh	brup	kick	kick	rush	rcv	saf	pts	
09/01/1	at Oregon Ducks	57	27	84	6.0-26	1.0-9	0	0-0	1-5	0	4	0	4-4	0	0	0	34	
Sep 08	MEMPHIS	24	58	82	6.0-10	1.0-3	1	0-0	0-0	0	1	0	3-3	0	0	0	33	
Sep 15	at Nebraska	45	44	89	3.0-25	2.0-23	3	4-34	0-0	0	1	0	1-1	0	0	0	13	
Sep 22	ALCORN STATE	27	50	77	11.0-49	2.0-20	3	1-7	1-23	0	2	0	8-8	0	0	0	56	
Arkansas State		153	179	332	26.0-110	6.0-55	7	5-41	2-28	0	8	0	16-16	0	0	0	136	
		147	206	353	14.0-32	3.0-12	3	5-0	2-25	6	8	1	17-17	0	1	0	127	

		Punting									Field Goals			Kickoffs				
Date	Opponent	no.	yds	avg	long	blkd	tb	fc	50+	i20	md-att	long	blkd	no.	yds	avg	tb	ob
09/01/1	at Oregon Ducks	4	124	31.0	42	0	0	0	0	0	2-3	43	0	7	272	38.9	1	0
Sep 08	MEMPHIS	5	178	35.6	58	1	0	0	1	0	2-3	25	0	7	414	59.1	0	1
Sep 15	at Nebraska	5	198	39.6	51	0	0	0	1	2	2-2	32	0	4	223	55.8	1	0
Sep 22	ALCORN STATE	2	89	44.5	50	0	1	0	1	0	0-0	0	0	9	513	57.0	1	2
Arkansas State		16	589	36.8	58	1	1	0	3	2	6-8	43	0	27	1422	52.7	3	3
		22	920	41.8	62	0	0	6	6	12	0-3	0	0	22	1401	63.7	11	0

The Automated ScoreBook
Arkansas State Opponent Game-by-Game (as of Sep 22, 2012)
All games

OPPONENT STATISTICS

Date	Opponent	Rushing				Receiving				Passing				Kick Returns				Punt Returns				tot off
		no.	yds	td	lg	no.	yds	td	lg	cmp-att-int	yds	td	lg	no.	yds	td	lg	no.	yds	td	lg	
09/01/12	at Oregon Ducks	57	297	4	33	28	308	4	22	28-39-1	308	4	22	1	2	0	2	1	6	0	6	605
Sep 08	MEMPHIS	32	139	0	28	14	154	2	41	14-24-0	154	2	41	6	104	0	22	4	25	1	7	293
Sep 15	at Nebraska	59	347	4	45	13	180	2	42	13-14-0	180	2	42	3	49	0	28	3	26	0	21	527
Sep 22	ALCORN STATE	33	98	0	18	14	32	0	9	14-27-1	32	0	9	6	106	0	24	1	-7	0	0	130
Opponents		181	881	8	45	69	674	8	42	69-104-2	674	8	42	16	261	0	28	9	50	1	21	1555
		184	1068	8	35	83	1001	7	72	83-136-2	1001	7	72	11	238	0	31	4	10	0	22	2069

Games played: 4
 Avg per rush: 4.9
 Avg per catch: 9.8
 Pass efficiency: 142.32
 Kick ret avg: 16.3
 Punt ret avg: 5.6
 All purpose avg/game: 472.8
 Total offense avg/gm: 388.8

		Tackles				Sacks	Fumble		Pass Defense			Blkd	PAT Attempts				
Date	Opponent	ua	a	total	tfl-yds	no-yds	ff	fr-yds	int-yds	qbh	brup	kick	kick	rush	rcv	saf	pts
09/01/1	at Oregon Ducks	51	18	69	3.0-8	0.0-0	1	2-0	1-25	2	3	0	7-7	0	1	0	57
Sep 08	MEMPHIS	32	80	112	3.0-4	0.0-0	0	1-0	0-0	0	3	1	4-4	0	0	0	28
Sep 15	at Nebraska	32	48	80	6.0-15	3.0-12	2	1-0	1-0	4	2	0	6-6	0	0	0	42
Sep 22	ALCORN STATE	32	60	92	2.0-5	0.0-0	0	1-0	0-0	0	0	0	0-0	0	0	0	0
Opponents		147	206	353	14.0-32	3.0-12	3	5-0	2-25	6	8	1	17-17	0	1	0	127
		153	179	332	26.0-110	6.0-55	7	5-41	2-28	0	8	0	16-16	0	0	0	136

		Punting									Field Goals			Kickoffs				
Date	Opponent	no.	yds	avg	long	blkd	tb	fc	50+	i20	md-att	long	blkd	no.	yds	avg	tb	ob
09/01/1	at Oregon Ducks	2	55	27.5	39	0	0	1	0	1	0-1	0	0	9	570	63.3	3	0
Sep 08	MEMPHIS	8	374	46.8	62	0	0	1	3	7	0-1	0	0	5	325	65.0	4	0
Sep 15	at Nebraska	2	115	57.5	58	0	0	1	2	1	0-0	0	0	7	455	65.0	4	0
Sep 22	ALCORN STATE	10	376	37.6	54	0	0	3	1	3	0-1	0	0	1	51	51.0	0	0
Opponents		22	920	41.8	62	0	0	6	6	12	0-3	0	0	22	1401	63.7	11	0
		16	589	36.8	58	1	1	0	3	2	6-8	43	0	27	1422	52.7	3	3

The Automated ScoreBook
Arkansas State Passing Game-by-Game (as of Sep 22, 2012)
All games

#16 Aplin, Ryan	Comp	Att	Int	Pct	Yards	TD	Long	Sacked	Effic
Oregon Ducks	29	44	1	65.9	304	3	72	0-0	141.90
Memphis	24	44	0	54.5	321	1	42	0-0	123.33
Nebraska	16	30	0	53.3	138	0	22	3-12	91.97
Alcorn State	12	13	0	92.3	198	3	55	0-0	296.40
TOTALS	81	131	1	61.8	961	7	72	3-12	139.56

#13 Knighten, Fredi	Comp	Att	Int	Pct	Yards	TD	Long	Sacked	Effic
Nebraska	0	2	1	0.0	0	0	0	0-0	-100.00
Alcorn State	2	2	0	100.0	40	0	33	0-0	268.00
TOTALS	2	4	1	50.0	40	0	33	0-0	84.00

#1B Butterfiled, P.	Comp	Att	Int	Pct	Yards	TD	Long	Sacked	Effic
Alcorn State	0	1	0	0.0	0	0	0	0-0	0.00
TOTALS	0	1	0	0.0	0	0	0	0-0	0.00

The Automated ScoreBook
Arkansas State Rushing/Receiving Game-by-Game (as of Sep 22, 2012)
All games

RUSHING	No-Yds/TD	ORE	MEMPHIS	NEB	ALCORN
Oku, David RB	65-328/3	12-81/0	25-111/1	11-44/0	17-92/2
Aplin, Ryan QB	30-152/1	12-37/1	6-73/0	11-18/0	1-24/0
Jackson, F. RB	29-142/2	7-72/0	14-38/2	8-32/0	DNP
Hayes, Rocky	16-141/0	-	4-68/0	6-47/0	6-26/0
Smith, Rod RB	13-104/1	-	DNP	DNP	13-104/1
Thornton, S. RB	7-76/1	1-17/0	DNP	DNP	6-59/1
Knighten, Fredi QB	8-52/0	DNP	4-8/0	1-7/0	3-37/0
Gordon, Michael RB	6-34/0	DNP	DNP	DNP	6-34/0
Jarboe, Josh WR	5-13/0	4-13/0	1-0/0	-	-
Jacobs, Ryan	3-9/0	DNP	DNP	DNP	3-9/0
McKissic, J.D. WR	1-6/0	1-6/0	-	-	-
Davis, Zach QB	1-2/0	DNP	DNP	DNP	1-2/0

RECEIVING	No-Yds/TD	ORE	MEMPHIS	NEB	ALCORN
McKissic, J.D. WR	26-249/1	4-28/0	8-99/0	8-73/0	6-49/1
Jarboe, Josh WR	21-229/2	13-66/1	6-101/1	1-7/0	1-55/0
McCants, Carlos WR	6-157/1	1-38/1	2-39/0	2-26/0	1-54/0
Jones, Julian WR	6-126/2	2-80/1	2-27/0	1-8/0	1-11/1
Oku, David RB	7-45/0	3-21/0	1-8/0	2-11/0	1-5/0
Griswold, D. TE	2-39/0	1-26/0	1-13/0	-	DNP
Kincy, Anthony TE	3-38/0	1-14/0	1-7/0	-	1-17/0
Keaton, Derek WR	1-33/0	-	-	-	1-33/0
Fleming, R.J. WR	2-26/0	DNP	1-14/0	1-12/0	-
Jackson, F. RB	4-22/0	1-8/0	2-13/0	1-1/0	DNP
Murry, Kedric TE	2-18/1	1-11/0	-	-	1-7/1
Muse, Allen WR	1-7/0	1-7/0	DNP	DNP	DNP
Gordon, Michael RB	1-7/0	DNP	DNP	DNP	1-7/0
Stockemer, T. WR	1-5/0	1-5/0	DNP	DNP	DNP

The Automated ScoreBook
Arkansas State All-Purpose Yards Game-by-Game (as of Sep 22, 2012)
All games

ALL-PURPOSE YARDS	Total	ORE	MEMPHIS	NEB	ALCORN
Oku, David	444	173	119	55	97
McKissic, J.D.	245	34	89	73	49
Jarboe, Josh	242	79	101	7	55
Hayes, Rocky	242	26	68	93	55
Jackson, F.	217	80	51	86	DNP
McCants, Carlos	157	38	39	26	54
Aplin, Ryan	152	37	73	18	24
Jones, Julian	126	80	27	8	11
Smith, Rod	104	-	DNP	DNP	104
Thornton, S.	76	17	DNP	DNP	59
Knighten, Fredi	52	DNP	8	7	37
Gordon, Michael	41	DNP	DNP	DNP	41
Griswold, D.	39	26	13	-	DNP
Kincy, Anthony	38	14	7	-	17
Fleming, R.J.	35	DNP	14	12	9
Keaton, Derek	33	-	-	-	33
Tryon, Andrew	33	14	19	-	-
Jones, Don	23	-	-	-	23
Murry, Kedric	18	11	-	-	7
Jacobs, Ryan	9	DNP	DNP	DNP	9
Muse, Allen	7	7	DNP	DNP	DNP
Scales, Chaz	5	5	-	-	-
Stockemer, T.	5	5	DNP	DNP	DNP
Davis, Zach	2	DNP	DNP	DNP	2

The Automated ScoreBook
Arkansas State Total Tackles Game-by-Game (as of Sep 22, 2012)
All games

Total Tackles	UA-A	Total	ORE	MEMPHIS	NEB	ALCORN
Herrold, Nathan LB	15-22	37	6-5	2-7	6-5	1-5
Lee, Qushaun LB	19-12	31	6-1	1-4	9-6	3-1
Carrethers, R. DL	4-19	23	2-2	1-9	1-3	0-5
Young, Sterling DB	11-10	21	3-2	2-4	4-3	2-1
Starson, Tim DE	7-14	21	4-1	1-5	0-4	2-4
Scales, Chaz DB	12-7	19	2-1	6-2	2-2	2-2
Jones, Don	13-6	19	3-1	2-3	6-2	2-0
Lorigan, Cole DB	10-7	17	5-0	3-5	2-2	-
Coleman, Kyle DB	4-13	17	0-2	0-2	3-3	1-6
Porter, Eddie LB	5-10	15	2-3	0-2	2-3	1-2
Stone, Chris DE	5-7	12	2-1	2-2	1-1	0-3
Tryon, Andrew DB	8-3	11	6-0	1-2	1-1	-
Humes, Chris DB	5-5	10	1-1	1-0	-	3-4
Nelms, Nick LB	3-7	10	2-2	0-2	1-1	0-2
Wright, Ronnell DL	4-4	8	1-1	DNP	3-3	-
Jackson, S. DE	3-5	8	1-1	0-2	2-0	0-2
Blackmon, D. DL	2-5	7	1-1	DNP	1-0	0-4
Draper, Amos DL	1-5	6	1-0	0-2	0-1	0-2
Victorian, J. DB	3-3	6	2-0	1-1	0-1	0-1
Holmes, Tausean DB	5-1	6	3-0	DNP	DNP	2-1
Albright, L. LB	2-2	4	DNP	-	DNP	2-2
Triplett, T. DB	1-3	4	-	0-2	-	1-1
Owens, Markel DL	2-1	3	2-1	DNP	-	-
Brown, Artez DB	2-0	2	-	1-0	1-0	-
Dunaway, Darius DE	1-1	2	-	-	0-1	1-0
Collins, Kelsey	1-1	2	DNP	-	-	1-1
Girley, C. DB	0-2	2	0-1	0-1	DNP	-
Gordon, Michael	1-0	1	DNP	DNP	DNP	1-0
Oliver, Cade	0-1	1	-	-	0-1	-
Jacobs, Ryan DB	1-0	1	DNP	DNP	DNP	1-0
Murry, Kedric	0-1	1	-	-	0-1	-
Oku, David	1-0	1	1-0	-	-	-
TEAM	1-0	1	-	-	-	1-0
Jones, Julian	0-1	1	-	0-1	-	-
Gandy, John DE	1-0	1	1-0	DNP	DNP	-
Buckley, Darius LB	0-1	1	DNP	DNP	DNP	0-1

The Automated ScoreBook
Arkansas State Tackle For Loss Game-by-Game (as of Sep 22, 2012)
All games

TACKLES FOR LOSS	UA-A	Total	ORE	MEMPHIS	NEB	ALCORN
Starson, Tim DE	3-6	6.0	-	2.5-6	0.5-1	3.0-9
Jackson, S. DE	2-2	3.0	1.5-5	0.5-1	1.0-14	-
Herrold, Nathan LB	1-3	2.5	-	0.5-1	1.5-10	0.5-2
Stone, Chris DE	2-0	2.0	1.0-10	1.0-1	-	-
Coleman, Kyle DB	1-2	2.0	-	-	-	2.0-4
Draper, Amos DL	1-1	1.5	1.0-3	-	-	0.5-4
Porter, Eddie LB	1-1	1.5	-	0.5-0	-	1.0-11
Young, Sterling DB	0-2	1.0	-	0.5-1	-	0.5-1
Jones, Don	1-0	1.0	1.0-2	-	-	-
Gandy, John DE	1-0	1.0	1.0-1	DNP	DNP	-
Scales, Chaz DB	0-2	1.0	-	0.5-0	-	0.5-1
Dunaway, Darius DE	1-0	1.0	-	-	-	1.0-9
Albright, L. LB	0-1	0.5	DNP	-	DNP	0.5-4
Blackmon, D. DL	0-1	0.5	-	DNP	-	0.5-1
Nelms, Nick LB	0-1	0.5	0.5-5	-	-	-
Buckley, Darius LB	0-1	0.5	DNP	DNP	DNP	0.5-2
Carrethers, R. DL	0-1	0.5	-	-	-	0.5-1

The Automated ScoreBook
Arkansas State Sacks Game-by-Game (as of Sep 22, 2012)
All games

SACKS	UA-A	Total	ORE	MEMPHIS	NEB	ALCORN
Jackson, S. DE	1-1	1.5	0.5-4	-	1.0-14	-
Dunaway, Darius DE	1-0	1.0	-	-	-	1.0-9
Starson, Tim DE	1-0	1.0	-	1.0-3	-	-
Porter, Eddie LB	1-0	1.0	-	-	-	1.0-11
Herrold, Nathan LB	1-0	1.0	-	-	1.0-9	-
Nelms, Nick LB	0-1	0.5	0.5-5	-	-	-

The Automated ScoreBook
Arkansas State Return Stats Game-by-Game (as of Sep 22, 2012)
All games

PUNT RETURNS	No-Yds	ORE	MEMPHIS	NEB	ALCORN
Hayes, Rocky	2-20	-	-	1-22	1--2
McKissic, J.D.	2--10	-	2--10	-	-

KICK RETURNS	No-Yds	ORE	MEMPHIS	NEB	ALCORN
Hayes, Rocky	3-81	1-26	-	1-24	1-31
Oku, David	4-71	4-71	-	-	-
Jackson, F.	2-53	-	-	2-53	DNP
Tryon, Andrew	2-33	1-14	1-19	-	-

INT. RETURNS	No-Yds	ORE	MEMPHIS	NEB	ALCORN
Scales, Chaz	1-5	1-5	-	-	-
Jones, Don	1-23	-	-	-	1-23

FUMBLE RETURNS	No-Yds	ORE	MEMPHIS	NEB	ALCORN
Porter, Eddie	1-33	-	-	1-33	-
Wright, Ronnell	1-7	-	DNP	-	1-7
Jackson, S.	1-0	-	-	1-0	-

The Automated ScoreBook
Arkansas State Game Superlatives (as of Sep 22, 2012)
All games

INDIVIDUAL GAME HIGHS

Rushes	25	Oku, David vs Memphis (Sep 08, 2012)
Yards Rushing	111	Oku, David vs Memphis (Sep 08, 2012)
TD Rushes	2	Jackson, F. vs Memphis (Sep 08, 2012)
	2	Oku, David vs Alcorn State (Sep 22, 2012)
Long Rush	35	Knighten, Fredi vs Alcorn State (Sep 22, 2012)
Pass attempts	44	Aplin, Ryan at Oregon Ducks (09/01/12)
	44	Aplin, Ryan vs Memphis (Sep 08, 2012)
Pass completions	29	Aplin, Ryan at Oregon Ducks (09/01/12)
Yards Passing	321	Aplin, Ryan vs Memphis (Sep 08, 2012)
TD Passes	3	Aplin, Ryan at Oregon Ducks (09/01/12)
	3	Aplin, Ryan vs Alcorn State (Sep 22, 2012)
Long Pass	72	Aplin, Ryan at Oregon Ducks (09/01/12)
Receptions	13	Jarboe, Josh at Oregon Ducks (09/01/12)
Yards Receiving	101	Jarboe, Josh vs Memphis (Sep 08, 2012)
TD Receptions	1	McCants, Carlos at Oregon Ducks (09/01/12)
	1	Jarboe, Josh at Oregon Ducks (09/01/12)
	1	Jones, Julian at Oregon Ducks (09/01/12)
	1	Jarboe, Josh vs Memphis (Sep 08, 2012)
	1	Jones, Julian vs Alcorn State (Sep 22, 2012)
	1	McKissic, J.D. vs Alcorn State (Sep 22, 2012)
	1	Murry, Kedric vs Alcorn State (Sep 22, 2012)
Long Reception	72	Jones, Julian at Oregon Ducks (09/01/12)
Field Goals	2	Davis, Brian at Oregon Ducks (09/01/12)
	2	Davis, Brian vs Memphis (Sep 08, 2012)
	2	Davis, Brian at Nebraska (Sep 15, 2012)
Long Field Goal	43	Davis, Brian at Oregon Ducks (09/01/12)
Punts	4	Sullivent, N. vs Memphis (Sep 08, 2012)
Punting Avg	48.0	Sullivent, N. at Nebraska (Sep 15, 2012)
Long Punt	58	Sullivent, N. vs Memphis (Sep 08, 2012)
Punts inside 20	1	Sullivent, N. at Nebraska (Sep 15, 2012)
	1	Aplin, Ryan at Nebraska (Sep 15, 2012)
Long Punt Return	22	Hayes, Rocky at Nebraska (Sep 15, 2012)
Long Kickoff Return	31	Hayes, Rocky vs Alcorn State (Sep 22, 2012)
Tackles	15	Lee, Qushaun at Nebraska (Sep 15, 2012)
Sacks	1.0	Starson, Tim vs Memphis (Sep 08, 2012)
	1.0	Herrold, Nathan at Nebraska (Sep 15, 2012)
	1.0	Jackson, S. at Nebraska (Sep 15, 2012)
	1.0	Porter, Eddie vs Alcorn State (Sep 22, 2012)
	1.0	Dunaway, Darius vs Alcorn State (Sep 22, 2012)
Tackles For Loss	3.0	Starson, Tim vs Alcorn State (Sep 22, 2012)
Interceptions	1	Scales, Chaz at Oregon Ducks (09/01/12)
	1	Jones, Don vs Alcorn State (Sep 22, 2012)

The Automated ScoreBook
Arkansas State Game Superlatives (as of Sep 22, 2012)
All games

TEAM GAME HIGHS

Rushes	56	vs Alcorn State (Sep 22, 2012)
Yards Rushing	396	vs Alcorn State (Sep 22, 2012)
Yards Per Rush	7.1	vs Alcorn State (Sep 22, 2012)
TD Rushes	4	vs Alcorn State (Sep 22, 2012)
Pass attempts	44	at Oregon Ducks (09/01/12)
	44	vs Memphis (Sep 08, 2012)
Pass completions	29	at Oregon Ducks (09/01/12)
Yards Passing	321	vs Memphis (Sep 08, 2012)
Yards Per Pass	14.9	vs Alcorn State (Sep 22, 2012)
TD Passes	3	at Oregon Ducks (09/01/12)
	3	vs Alcorn State (Sep 22, 2012)
Total Plays	98	vs Memphis (Sep 08, 2012)
Total Offense	634	vs Alcorn State (Sep 22, 2012)
Yards Per Play	8.8	vs Alcorn State (Sep 22, 2012)
Points	56	vs Alcorn State (Sep 22, 2012)
Sacks By	2	at Nebraska (Sep 15, 2012)
	2	vs Alcorn State (Sep 22, 2012)
First Downs	34	vs Memphis (Sep 08, 2012)
Penalties	6	at Oregon Ducks (09/01/12)
	6	at Nebraska (Sep 15, 2012)
Penalty Yards	65	vs Alcorn State (Sep 22, 2012)
Turnovers	3	at Oregon Ducks (09/01/12)
Interceptions By	1	at Oregon Ducks (09/01/12)
	1	vs Alcorn State (Sep 22, 2012)
Punts	5	vs Memphis (Sep 08, 2012)
	5	at Nebraska (Sep 15, 2012)
Punting Avg	44.5	vs Alcorn State (Sep 22, 2012)
Long Punt	58	vs Memphis (Sep 08, 2012)
Punts inside 20	2	at Nebraska (Sep 15, 2012)
Long Punt Return	22	at Nebraska (Sep 15, 2012)

The Automated ScoreBook
Arkansas State Game Superlatives (as of Sep 22, 2012)
All games

OPPONENT INDIVIDUAL GAME HIGHS

Rushes	30	Abdullah, Ameer, at Nebraska (Sep 15, 2012)
Yards Rushing	167	Abdullah, Ameer, at Nebraska (Sep 15, 2012)
TD Rushes	2	Barner, Kenjon, at Oregon Ducks (09/01/12)
	2	Abdullah, Ameer, at Nebraska (Sep 15, 2012)
Long Rush	45	Abdullah, Ameer, at Nebraska (Sep 15, 2012)
Pass attempts	24	KARAM, Jacob, vs Memphis (Sep 08, 2012)
Pass completions	18	Mariota, Marcus, at Oregon Ducks (09/01/12)
Yards Passing	200	Mariota, Marcus, at Oregon Ducks (09/01/12)
TD Passes	3	Mariota, Marcus, at Oregon Ducks (09/01/12)
Long Pass	42	Martinez, T., at Nebraska (Sep 15, 2012)
Receptions	7	MALONE, Keiwone, vs Memphis (Sep 08, 2012)
Yards Receiving	90	MALONE, Keiwone, vs Memphis (Sep 08, 2012)
TD Receptions	2	Thomas, D., at Oregon Ducks (09/01/12)
	2	Bell, Kenny, at Nebraska (Sep 15, 2012)
Long Reception	42	Bell, Kenny, at Nebraska (Sep 15, 2012)
Punts	10	Jean,Marcquiso, vs Alcorn State (Sep 22, 2012)
Punting Avg	57.5	Maher, Brett, at Nebraska (Sep 15, 2012)
Long Punt	62	HORNSEY, Tom, vs Memphis (Sep 08, 2012)
Punts inside 20	7	HORNSEY, Tom, vs Memphis (Sep 08, 2012)
Long Punt Return	21	Abdullah, Ameer, at Nebraska (Sep 15, 2012)
Long Kickoff Return	28	Bell, Kenny, at Nebraska (Sep 15, 2012)
Tackles	15	BALLENTINE, Lon, vs Memphis (Sep 08, 2012)
Sacks	1.0	Ankrah, Jason, at Nebraska (Sep 15, 2012)
	1.0	Smith, P.J., at Nebraska (Sep 15, 2012)
	1.0	Martin, Eric, at Nebraska (Sep 15, 2012)
Tackles For Loss	2.0	FARMS, Johnnie, vs Memphis (Sep 08, 2012)
	2.0	Smith, P.J., at Nebraska (Sep 15, 2012)
Interceptions	1	Boyett, John, at Oregon Ducks (09/01/12)
	1	Smith, P.J., at Nebraska (Sep 15, 2012)

The Automated ScoreBook
Arkansas State Game Superlatives (as of Sep 22, 2012)
All games

OPPONENT TEAM GAME HIGHS

Rushes	59	at Nebraska (Sep 15, 2012)
Yards Rushing	347	at Nebraska (Sep 15, 2012)
Yards Per Rush	5.9	at Nebraska (Sep 15, 2012)
TD Rushes	4	at Oregon Ducks (09/01/12)
	4	at Nebraska (Sep 15, 2012)
Pass attempts	39	at Oregon Ducks (09/01/12)
Pass completions	28	at Oregon Ducks (09/01/12)
Yards Passing	308	at Oregon Ducks (09/01/12)
Yards Per Pass	12.9	at Nebraska (Sep 15, 2012)
TD Passes	4	at Oregon Ducks (09/01/12)
Total Plays	96	at Oregon Ducks (09/01/12)
Total Offense	605	at Oregon Ducks (09/01/12)
Yards Per Play	7.2	at Nebraska (Sep 15, 2012)
Points	57	at Oregon Ducks (09/01/12)
Sacks By	3	at Nebraska (Sep 15, 2012)
First Downs	34	at Oregon Ducks (09/01/12)
Penalties	8	at Oregon Ducks (09/01/12)
Penalty Yards	75	at Oregon Ducks (09/01/12)
Turnovers	4	at Nebraska (Sep 15, 2012)
Interceptions By	1	at Oregon Ducks (09/01/12)
	1	at Nebraska (Sep 15, 2012)
Punts	10	vs Alcorn State (Sep 22, 2012)
Punting Avg	57.5	at Nebraska (Sep 15, 2012)
Long Punt	62	vs Memphis (Sep 08, 2012)
Punts inside 20	7	vs Memphis (Sep 08, 2012)
Long Punt Return	21	at Nebraska (Sep 15, 2012)

Arkansas St. (2 - 2 - 0)

Thru: 09/22/2012 - Week 4

TEAM RANKINGS

120 teams ranked in Football Bowl Subdivision
9 teams ranked in the Sun Belt Conference

2012 SCHEDULE AND RESULTS

2-2 W-1

Sun Belt Conference Record: 0-0

Sat 09/01/2012	@ Oregon *	34 - 57	L
Sat 09/08/2012	MEMPHIS *	33 - 28	W
Sat 09/15/2012	@ Nebraska	13 - 42	L
Sat 09/22/2012	ALCORN ST. *	56 - 0	W
Sat 09/29/2012	WESTERN KY. *		
Thu 10/04/2012	@ FIU *		
Sat 10/13/2012	SOUTH ALA. *		
Tue 10/23/2012	@ La.-Lafayette *		
Sat 11/03/2012	@ North Texas *		
Thu 11/08/2012	LA.-MONROE *		
Sat 11/17/2012	@ Troy		
Sat 12/01/2012	MIDDLE TENN.		

HOME GAME IN CAPS * Night Game ^ Neutral Site
OT Overtime Game

Category	National Rank	Actual	National Leader	Actual	Conf Rank	Sun Belt Conference Leader	Actual
Rushing Offense	10	267.00	Army	399.00	1	Arkansas St.	267.00
Passing Offense	51	250.25	Marshall	383.50	3	Troy	335.50
Total Offense	15	517.25	Oklahoma St.	686.67	1	Arkansas St.	517.25
Scoring Offense	43	34.00	Oklahoma St.	62.33	2	La.-Monroe	34.67
Rushing Defense	107	220.25	Stanford	41.33	8	Western Ky.	112.50
Pass Efficiency Defense	97	142.28	Texas Tech	79.28	5	Western Ky.	120.47
Total Defense	66	388.75	Texas Tech	160.33	3	Western Ky.	279.75
Scoring Defense	93	31.75	TCU	4.33	6	Western Ky.	23.25
Net Punting	109	32.44	Texas	49.40	8	La.-Lafayette	41.00
Punt Returns	105	2.50	Kansas St.	36.25	7	Western Ky.	14.00
Kickoff Returns	58	21.64	Rutgers	45.00	3	Middle Tenn.	34.70
Turnover Margin	T-58	.00	Mississippi St.	3.25	5	La.-Lafayette	2.00
Pass Defense	16	168.50	Texas Tech	85.00	2	Western Ky.	167.25
Passing Efficiency	55	136.87	TCU	208.31	3	Western Ky.	158.61
Sacks	78	1.50	Texas A&M	5.33	3	Western Ky.	2.50
Tackles For Loss	41	6.50	Arizona St.	9.75	3	La.-Lafayette	7.33
Sacks Allowed	T-15	.75	Middle Tenn.	.00	3	Middle Tenn.	.00

T=tied at this ranking

PLAYER RANKINGS

Player must have played in 75% of team's games
Summary of the top 100 national leaders and top 25 conference leaders
15 categories ranked

Category	Player	National Rank	Actual	National Leader	Actual	Conf Rank	Sun Belt Conference Leader	Actual
Rushing	David Oku	58	82.00	Jefferson (Nevada)	174.75	2	Southward (Troy)	107.50
	Frankie Jackson		47.33			13		
	Ryan Aplin		38.00			19		
	Rocky Hayes		35.25			22		
Passing Efficiency (Min. 15 Att./Game)	Ryan Aplin	54	139.56	Pachall (TCU)	209.92	3	Jakes (Western Ky.)	163.94
Total Offense	Ryan Aplin	32	278.25	Florence (Baylor)	387.67	3	Browning (La.-Monroe)	365.67
	David Oku		82.00			12		
	Frankie Jackson		47.33			22		
Receptions Per Game	J.D. McKissic	T-28	6.50	Austin (West Virginia)	11.33	T-4	Leonard (La.-Monroe)	8.67
	Josh Jarboe	T-70	5.25			9		
Receiving Yards Per Game	J.D. McKissic	98	62.25	Franklin (New Mexico St.)	130.50	8	Amos (Middle Tenn.)	100.00
	Josh Jarboe		57.25			11		
	Carlos McCants		39.25			23		
Interceptions	Don Jones		.25	Price (UCLA)	1.33	T-11	Dowling (Western Ky.)	1.00
	Chaz Scales		.25			T-11		
Punting (Min. 3.6 Punts/Game)				Leone (Houston)	48.79		Baer (La.-Lafayette)	43.00
Punt Returns (Min. 1.2 Ret./Game)				Jarrett (Virginia Tech)	35.40		Andrews (Western Ky.)	16.29
Kickoff Returns (Min. 1.2 Ret./Game)				Clayton (New Mexico)	43.33		Gilstrap (Middle Tenn.)	33.40
Field Goals	Brian Davis	T-25	1.50	Baer (La.-Lafayette)	2.67	3	Baer (La.-Lafayette)	2.67
Scoring	Brian Davis	T-54	8.50	Jefferson (Nevada)	18.00	5	Baer (La.-Lafayette)	11.67
	David Oku		4.50			T-14		
	Frankie Jackson		4.00			T-17		
All-Purpose Runners	David Oku	76	111.00	Johnson (Miami (FL))	209.50	5	Andrews (Western Ky.)	201.00
	Frankie Jackson		72.33			15		
	J.D. McKissic		61.25			25		
Sacks	Shervarius Jackson		.38	Moore (Texas A&M)	2.00	T-6	Smith (Western Ky.)	1.00
	Eddie Porter		.25			T-18		
	Nathan Herrold		.25			T-18		
	Timothy Starson		.25			T-18		
Tackles	Darius Dunaway		.25			T-18		
	Nathan Herrold	T-41	9.25	Clancy (Boston College)	14.33	T-2	Cyprien (FIU)	10.25
	Qushaun Lee		7.75			T-11		
Tackles For Loss	Timothy Starson	T-33	1.50	Mathews (Houston)	2.67	1	Starson (Arkansas St.)	1.50
	Shervarius Jackson		.75			T-11		

	Nathan Herrold		.63			T-22	
--	----------------	--	-----	--	--	------	--

T=tied at this ranking

